



the Hub power ram post driver


No other post driver offers you greater versatility, more rugged construction, more effective, safe, fast operation

The new Hub Model 16-T is built to

assure long service life with minimum maintenance. It's a low cost investment that will return long-paying dividends in savings of manpower, time, and money.



DEEP TILL TRASH CUTTER




CONSERVATION TILLAGE

TRUE ROCK PROTECTION FOR COMPLETE COULTER ASSEMBLY AT ALL WORKING DEPTHS.


- Unique leaf spring design reduces tripping pressure to clear obstacles.
- Cut and bury crop residue in one pass plus the benefits of deep tilling.
- Coulters maintain uniform tripping pressure at working depths of 6" to 18".

Ferguson Special Equipment for the Fruit and Vegetable Grower



80 Series Ferguson Tiltrotor with two piece clamp type rotors allows you to renovate old beds completely destroys excess plant growth Rotors may be adjusted to leave exact band desired Optional 24 diameter rotors provide greater clearance Three point lift (Cat I or II) PTO drive complete with depth gauge wheels Auxiliary bar available to adapt plow out shanks or disk hillers to move soil to remaining plants. Models available for most row spacings

The FERGUSON Plastic Mulch Plow is designed to reduce greatly the time and labor required to remove plastic mulch from the fields after it has been lying in the row for extended periods The center coulters cut the plastic into along the center of bed making two strips The outside coulters cut through the trash in middles preventing the plows from clogging with field residue The plows are completely adjustable and have replaceable points The plows operate approximately 1" below the tuck in plastic and feature lifting rods or fingers on the back side As the plows loosen the soil from around the plastic the excess soil is rolled from the plastic by the lifting action of fingers Depth gauge wheels are standard to control operating depth



Two-row Bedshaper Sled adjustable 36 38 rows 7 high bed 12 14 across top Uniform shaped beds for transplanting or direct seeding Extended pontoons and frame enables you to attach transplanters and maintain bed while planting

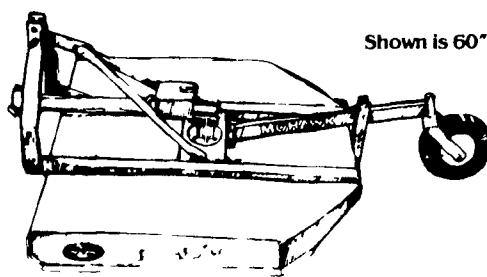


Introduces

THE BRAVE LINE

A quality line of economically priced mowers available in 4, 5 and 6 models Built by the company that pioneered the economy mower

40" 48" 60" 72"
Wt. 300 lbs. Wt. 350 lbs. Wt. 480 lbs. Wt. 645 lbs.

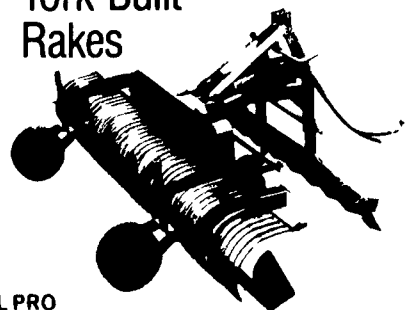


MOHAWK EQUIPMENT COMPANY



A Reputation Built on Ruggedness.


York-Built Rakes



MODEL PRO

Hydraulically controlled rake for 3 point hitch tractors Starting with our versatile PRO Model we offer a complete line of landscaping rakes from lawn and garden to industrial models to match tractor horsepower Scarifier and blade attachments on some models

York-Built Blades



MODEL BH 100

For category I and II hitches 100 drawbar H.P. tractors Four models to fit 40 55 75 and 100 drawbar H.P. ranges Choose from a line of rugged earth working rear blades designed for grading ditching leveling terracing back filling and snow removal Tilt offset and angling positions are standard features built into models 55 75 and 100



These Products Distributed By

TODD FARM EQUIPMENT, INC.

See Us At

PENN FARM SHOW

Booth #360, 361, 374, 375, 376, 377, 390, 391

CHESAPEAKE, VA.
(804) 543-2071

HAGERSTOWN, MD.
(301) 791-0422