

# CENTRAL TRACTOR FARM & FAMILY CENTER



**Hurry!**

Sale prices good now through Sat., Oct. 8, 1983

**139<sup>99</sup>**

Reg. 148.99 / SAVE 9.00

18040-115

## Lincoln 225 Amp Arc Welder

Includes ground clamp, insulated electrode holder, 15' electrode cable, 10' ground cable, 6' input cable with plug, female receptacle and helmet. Uses 220 volt, 60 cycle power source. Wheels not included. Regular prices may vary locally.

Welding Glove ..... NOW 5.19

18039-115

AC/DC Lincoln 225 Amp Arc Welder 18121-115 .. NOW 274.99

## Pickup Truck Saddle Blanket Seat Covers

Easy to install, tailored seat covers fit all pickups. Under knee rifle scabbard on full size only. Front storage pockets. Washable.

Black (full size) ..... 43151-472

Brown (full size) ..... 43168-472

Blue (full size) ..... 43175-472

Mini & Midsize

Reg. 34.99 ..... NOW 25.77

Black ..... 43182-472

Brown ..... 43190-472

Blue ..... 43202-472

## Central Tractor Wagon Gears

Featuring one piece steering rod, all-welded construction, rear hitch, and pressure type grease fittings. Bolster stakes can be set at 38" or 42" width. Gear capacities are gross weight at farm tractor speeds. All units come less tires.

6 Ton 80765-046 Reg. 419.99 **359<sup>99</sup>**


8 Ton 80772-046 Reg. 479.99 **429<sup>99</sup>**

10 Ton 80780-046 Reg. 569.99 **499<sup>99</sup>**



**Terramycin AID** fortified and Medicated Crumbles 50 lb. bag Reg. 9.99

**SALE 8<sup>99</sup>**




**29<sup>99</sup>**

Reg. 39.99 / SAVE 10.00

28200-311

## Mercury Vapor Security Light

Light turns on automatically at dusk and off at dawn. Mercury vapor bulb gives 2 1/2 times the lighting capacity with 18,000 hours average bulb life. Comes complete with aluminum support, lamp, photo control, and hardware.



**122<sup>99</sup>**


## 22288-176 Heated Pressure Hog Waterer

Low water level fountain assures fresh clean water all the time. Unit is self cleaning and will serve 50 hogs. Valve flow rate is 65 GPH at 50 PSI. Electric heat. Size 28" x 11" x 11". Reg. prices may vary locally.

**179<sup>99</sup>**

## 22101-178 Heated Cattle Waterer

Equipped with a preset thermostat and electric heating element. Float box and jacket are fully insulated. It has a galvanized steel drinker and lid with drain plug for easier cleaning. The water trough is porcelain. Size 16 1/2" x 26 1/2" x 30". Serves 80 cattle.



**184<sup>95</sup>**

## 1/2 Horsepower Air Compressor

10 gallon tank, 3.4 CFM displ., 2.2 CFM at 40 p.s.i. Dial-O-Matic control with easy to read gauge enables you to dial the pressure desired—no additional regulator needed.

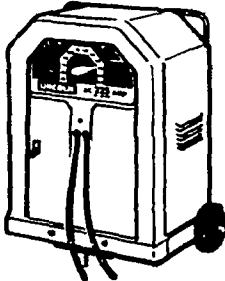
18' Air Hose 17791-106 Reg. 5.99

**429<sup>95</sup>**

## 2 Horsepower Air Compressor

This compressor matches a big 2 hp. electric motor, a big twin compressor with an output of 7.8 c.f.m. at 40 psi, and a 22 gallon tank. Has many of the features of a big stationary unit, yet it is as portable as the 1/2 hp. unit.

15' Air Hose ... 17791-108 **5.99**



**43<sup>99</sup>**

Reg. 46.99 / SAVE 3.00

5040000-168


## OshKosh Brown Duck Insulated Coveralls

100% Cotton Duck Outershell insulated with 3.3 polyester fiberfill. Zipper breast pocket and perical pocket on sleeve. Sizes 40-50

OshKosh Insulated Green Coveralls

Sizes 36-50 ..... **SALE 32.99**

3530000-168 ..... Reg. 36.99



**119<sup>99</sup>**

Reg. 149.99 / SAVE 30.00


17742-253

## Round Bale Hay Feeder

8 ft diameter feeder. Made of heavy 1 1/2" tubing with 1" slant bars. Legs prevent freezing down.

**27<sup>77</sup>**

Reg. 36.99 / SAVE 9.22



**59<sup>99</sup>**

Reg. 64.99 / SAVE 5.00

19513-243

## 5 Cu. Ft. Wheelbarrow

5 1/2 Cu. Ft. Contractor's Wheelbarrow 17 gauge deep-drawn steel tray, with baked enamel finish. Edged rolled over 1/2" steel rod Kempas hardwood handles. Heavy-duty legs and braces. Countersunk bolts, no shovel hang-up. Ball bearing wheel, sealed and self-lubricating.



## EVERY DAY LOW

**549**

## Heat Treated Plain Disc Blade

16" 11 gauge plain blade

18" 9 ga. .... NOW 8.19

20" 9 ga. .... NOW 9.99

22" 7 ga. .... NOW 12.99

24" x 1/2" .... NOW 15.99

## Notched Blades

16" 11 ga. .... NOW 5.49

18" 9 ga. .... NOW 6.99

20" 9 ga. .... NOW 8.19

22" 7 ga. .... NOW 9.99

24" x 1/2" .... NOW 12.99

24" x 1/2" .... NOW 15.99

24" x 1/2" .... NOW 26.99

SAVE up to 500

## MOLDBOARDS For Plows With Throw-A-Way Shares

Model	Mfg. No.	Stock No.	Reg. Price	Sale Price
Deere 14'	H5314	16993-263	32.99	28.99
Deere 16'	H5316	16994-263	40.99	36.99
John Deere, NU 14'	AA14884	16798-263	45.99	40.99
John Deere, NU 16'	AA14885	16799-263	45.99	40.99
Ford 14'	104409	16996-263	36.99	32.99
Ford 16'	104412	16997-263	40.99	36.99
IHC Super-Chief 14'	52232811	16700-263	33.99	29.99
IHC Super-Chief 16'	522329	16701-263	37.99	33.99
IHC Super-Chief Hi-Speed 14'	462313	16800-263	39.99	35.99
IHC Super-Chief Hi-Speed 16'	462314	16801-263	40.99	36.99
Minneapolis Moline, or Oliver 14'	R419-14	16766-263	38.99	34.99
Minneapolis Moline, or Oliver 16'	R519-16	16767-263	41.99	36.99
Massey-Ferguson 14'	66010	16996-263	36.99	32.99
Massey-Ferguson 16'	660204	16997-263	38.99	34.99

**12 PR. For 10<sup>99</sup>**

Reg. 1.49 pr. / SAVE 6.89

20053-155

## Cotton Gloves

Rugged all cotton chore glove that gives long wear.

**59<sup>99</sup>**

Reg. 69.99 / SAVE 10.00

FULL SIZE:

Chevy, GMC ..... 24763-217

Ford ..... 24771-217

Dodge ..... 24789-217

MID SIZE: Reg. 59.99 / **SALE 49.99**

Chevy 6-10 ..... 24785-217

Ford Ranger ..... 24808-217

## Pickup Bed Mats

This Rubber mat keeps your load from shifting and prevents damage to the truck bed. Will not chip or crack unless abused and is not affected by weather extremes. Easily installed.


**12<sup>77</sup>**

Reg. 15.77 / SAVE 3.00

28206-311

## 48" Shop Light Fully Assembled with Bulbs

Comes fully assembled and includes bulbs. Steel construction with white enamel finish. Includes grounded cord and plug, chain and hooks for hanging.




**104<sup>99</sup>**

Reg. 114.99 / SAVE 10.00

19461-243

## Trailer Cart 10 Cu. Ft.

Heavy steel body. Quickly and easily hitches to a garden tractor or riding mower. Removable sliding tailgate. Large pneumatic tire. Wheels Body 42" long, 32 1/2" wide, 12" deep. Design may vary from illustration.



**59<sup>99</sup>**

Reg. 84.50 / SAVE 24.51

28138-310

## Hydraulic Control Valve With Detent

Features a pressure released detent with spring return after cylinder reaches 2000 PSI. May be used on double action cylinders on open center systems. 25 GPM and up to 2000 PSI. Inlet and outlet ports are 1/2", and work ports are 1/4". Quantities Limited. No Rainchecks.

## SAVE up to 1700 Hydraulic Cylinders

Up to 2500 psi., 8" stroke, and 20 1/2" retracted length

3" x 8" 6501-017 **49.99** 3 1/2" x 24" 6508-017 **104.99**

3" x 16" 6503-017 **79.99** 4" x 8" 6508-017 **74.99**

3" x 24" 6504-017 **84.99** 4" x 16" 6592-017 **109.99**

3 1/2" x 8" 6545-017 **59.99** 4" x 24" 66078-017 w 2 Sp-rt **124.99**

3 1/2" x 16" 6547-017 **89.99**

**22<sup>99</sup>**

Reg. 24.99 / SAVE 2.00

24703-282

## 4 Pt. Gaucho Barb Wire

Gaucho barbwire is made of improved, high carbon steel wire that is drawn and galvanized in a highly specialized process. 15 1/2 gauge, 4 pt. wire. 5" spacing. 80 rod spools.




**29<sup>99</sup>**

Reg. 39.99 / SAVE 10.00

28200-311

## Mercury Vapor Security Light

Light turns on automatically at dusk and off at dawn. Mercury vapor bulb gives 2 1/2 times the lighting capacity with 18,000 hours average bulb life. Comes complete with aluminum support, lamp, photo control, and hardware.



**29<sup>97</sup>**

Reg. 31.97 / SAVE 2.00

24672-282

## 4 Pt. Barb Wire

12 1/2 gauge, 4 pt. wire. 5" spacing. 80 rod spools. Made in USA.

# FARM & FAMILY CENTER

**CHAMBERSBURG**  
1351 Lincoln Way East, Ph. 717/264-8282  
Open 9-6 Mon.-Thur / 9-9 Fri / 9-5 Sat.

**QUAKERTOWN**  
Quakertown Plaza Shopping Center  
Rts. 309 & 313, Ph. 215/538-2494  
9-6 Mon-Wed / 9-9 Th & Fri / 9-5 Sat / 12-5 Sun

**LANCASTER**  
1570 Manheim Pike, Ph. 717/569-0111  
Open 8:30-5:30 Mon.-Fri / 8:30-5 Sat

**FLEETWOOD**  
WEAVER'S HARDWARE CO  
RD 4125 Fleetwood, PA 19522  
(on main road from Fleetwood to Topton)  
PH 215-944-7486 — 215-944-9648  
Hours Mon. thru Fri 8 AM to 7 PM  
Sat 8 AM to 4 PM

All items are subject to stock on hand. We reserve the right to limit quantities. Sale ends on above date

Not Responsible For Printing Errors