

Count on the opera stitch

The "opera stitch" is a unique new embroidery technique. It is a way to stitch patterns on "aida" cloth, following counted cross-stitch or special opera stitch charts.

Because aida cloth has regular, even spaces for stitchery, the stitches are easy to do. With spaces in the cloth to guide you, opera stitch patterns nearly always look smooth, and even and symmetrical.

Aida is a type of evenweave cloth, currently popular for counted cross-stitch and available nearly everywhere. Because Aida is also the name of an opera, when June Cooper started embroidering the cloth, she named her stitching

technique the "opera stitch."

The butterfly ornament chart pictured here is from Ms. Cooper's book "Opera Stitch Ornaments," (June Craft Publishers.) The book, sold at fabric and needlework shops, contains ornament projects, design charts and instructions for many different stitches.

The opera stitch ornaments are not only perfect for Christmas trees, but they also make wonderful sachets, pincushions, and decorative ornaments for any time of the year.

Here's an abbreviated version of the butterfly instructions:

MATERIALS: 6 inch x 6 inch square of 14-count aida cloth; cotton, satin, taffeta or other

backing fabric; tapestry needle; lace; ribbon scrap; embroidery floss; stuffing; sewing supplies.

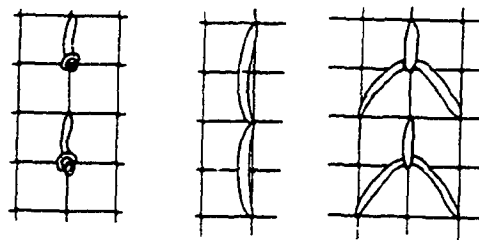
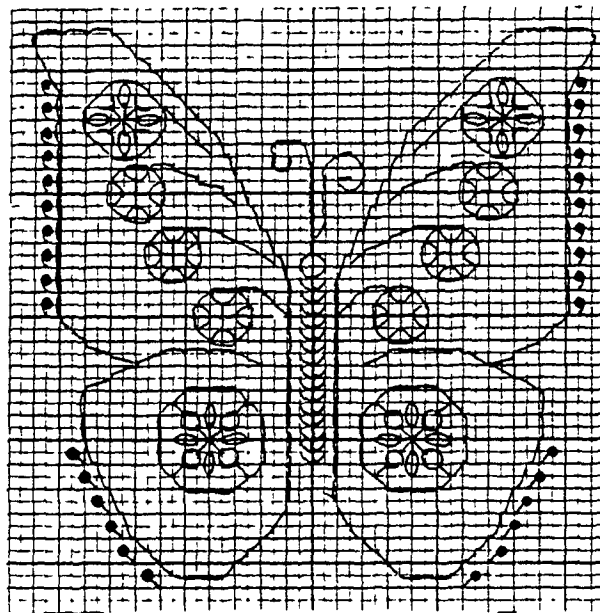
CENTERING: 1. Fold fabric in quarters to find center. 2. Find center of your charted design. 3. Counting one square of fabric for each square on your graph, find the top of your design. 4. Count left to find first square of design. This is your starting point. 5. Position fabric in hoop.

STITCHING: 1. Thread needle with two strands of floss. 2. Stitch design according to chart, using stitches described below, or stitch as desired. 3. Instead of knotting end, hide end under stitches on back of fabric.

OPERA STITCHES: a. Work "Y-stitch" from top to bottom. b. Work "back-stitch" down column of holes, two at a time. c. Begin "French-knot stem" at bottom of column. After twisting thread around needle, move up to next hole to go back into fabric. If knot pops to back, repeat stitch in same pair of holes.

ASSEMBLY: 1. Trim aida cloth into a butterfly shape, leaving an inch and a half margin around stitching. 2. With right sides together, baste lace around aida cloth, matching raw edges. 3. Baste ribbon scrap to top edge for hanging. 4. With right sides together, baste aida cloth to backing.

FINISHING: 1. Machine stitch around edges, leaving a small opening for turning. 2. Turn to right side. 3. Stuff and sew closed with tiny hem stitches.



Thomasville 4-H Club

The Thomasville 4-H Club will meet Sept. 27 at the 4-H Center for the election of officers.

Rob Haskins and Krista Rankin will be the king and queen representatives. The winners will be announced at County

Achievement Day on Oct. 2.

Cookie chairmen are Ellen Bentzel and Christine Shaffer. Members can pick up cookies at the September meeting from their respective chairman.


Cherryville Homemakers

Members of the Cherryville Homemakers 4-H Club met recently at the Extension Center for the election of officers.

Results are: Wendy Sutphin, president; Betty Benedik, first

vice president; Kathy Cerenzo, second vice president; Lendi Yard, recording secretary; Traci Horvath, corresponding secretary; Holly Sy, treasurer; and Michelle Saums, reporter.

Before Things Fly Apart You Would Better Start Calling (215) 445-4585



We Offer Preventive Maintenance And Immediate Emergency Service To All Brands And Sizes of Generator Sets!!

- * Cummins
- * Caterpillar
- * Detroit
- * Onan
- * Kohler
- * Katolight
- * Winco
- * Many others

- * Local for immediate response
- * Conservative labor rates
- * 24 hour emergency service
- * Radio-pager dispatched
- * Experienced personnel

- * Hospitals
- * Nursing homes
- * Schools
- * Sewer treatment plants
- * Water pumping stations
- * Telephone companies
- * Farms

It Would Be Our Pleasure To Add Your Facility To Our List of Satisfied Customers!



MARTIN MACHINERY



INDUSTRIAL * COMMERCIAL * AGRICULTURAL * RESIDENTIAL * COMPLETE STANDBY SYSTEMS
SPECIALIZING IN ENGINE GENERATOR SETS
P O BOX 35 LANCASTER AVENUE MARTINSBURG PENNSYLVANIA 17549
TELEPHONE (215) 445-4585 TELEEX 522372 IP A HOWD Attn M M

KENNETH R. COVELENS
ATTORNEY AT LAW
394 EAST ROSEVILLE ROAD
LANCASTER, PENNSYLVANIA 17601
(717) 569-4694

Specializing in Wills and Estate Planning; Administration of Estates; Real Estate Transactions and Trades; Agriculture-Related Law

8 A.M. - 5 P.M. Monday-Friday
Evenings and Saturdays by Appointment

AG-BAG PRODUCTS CO.

234 Johnstons Lane
Mercersburg, PA 17236

Phone (717) 328-3177

3 Models of Ag-Bag Machines

AG Manure Spreader

AG Wagon Mix

AG Auger Mix

AG Live Floor 7'2"x18'

Mighty Bite 1/2 to 3 Yd. Sizes

Proven Bags for Best FEED

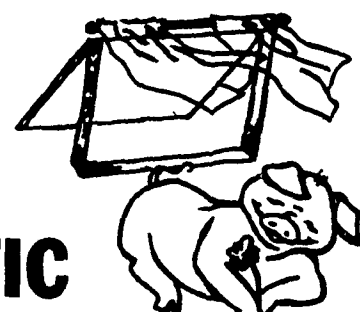
AG-BAGS 9'x135' & 8'x95'

3 ply Bale Bags 4' & 5'

EXPECTED 2 YEAR LIFE

Also CUSTOM BAGGING

SAVE SYSTEMS S — STANDBY A — AUTOMATIC V — VENTILATION E — EQUIPMENT

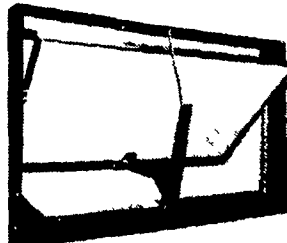


Therma-Pneumatic Ventilation Systems

Natural Ventilation For Finishing & Gestation Houses

FEATURING

- Energy Efficiency
- Power Failure Circuit
- Cycling Pressure
- Compressor
- Comfort Zones
- Ridge Automation
- Controls



DON'T TAKE OUR WORD FOR IT — For Best Results Ask Our Customers Who Installed The SAVE SYSTEM

TRI-COUNTY SWINE SYSTEMS

608 E. EVERGREEN RD.
LEBANON, PA 17042

(717) 274-3488

Hours: Mon.-Fri. 7:00 to 4:30