
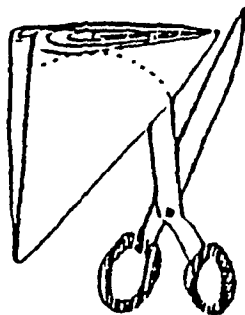



CRAFT CORNER



tape, scissors, ruler.

PETALS: 1. Cut four 6-by-6-inch squares from tissue paper. 2. Fold squares in half, in quarters and diagonally. 3. Cut edges in a curved shape as illustration (a) 4. Open out petals. Turn petals to stagger edges for a more natural look.

CENTER: 1. Gather a few feathers together. 2. Wrap one end of stem wire around feathers.

ASSEMBLY: 1. Poke hole in

center of petals. 2. Push straight end of wire through center, stopping when feather ends meet the petals. 3. Pinch petals together at center. 4. Wrap masking tape around base of petals and feathers.

STEM: 1. Stretch end of floral tape. 2. Wind tape around base of flower. 3. Add more stem wires as needed next to original wires. 4. Wind floral tape around all wires. 5. Wind on layers of floral tape as needed to strengthen stem.

Ticklish poppies

Poppies are fun to make, especially when the petals are tissue paper and the centers, black feathers.


The only other supplies you need for the poppies are floral tape, stems, masking tape, scissors and a ruler. Anything you don't have at home, you can find at most floral

or craft shops.

The poppies are so simple, even children can make them. If you're 21 plus, however, you'll enjoy making the poppies, too.


Here are directions:

MATERIALS: Red tissue paper, small black feathers; green floral tape, green stem wire, masking



CHEESE ON BURGERS a picnic delight

Lilliston 9680 NO-TILL GRAIN DRILL




For Heavy Stubble and Hard Soils

The new Lilliston 9680 No-Till Grain Drill will operate in maximum severe conditions, where uniform penetration of heavy stubble and hard soils is required. Unlike some of the so-called "no-till" drills available today, which are actually conventional drills with front coulters added, the Lilliston is designed, from the ground up, for one purpose: No-till seeding.

Some Special Features

- Maximum empty weight of 7,160 lbs. transfers 390 lbs. of down pressure to each of the 18 openers on 7 inch spacings.
- Heavy duty 14 inch cutting coulters and double disc openers, spring-loaded scrapers and center rib gauge wheels.
- Three hydraulic cylinders regulate pressure on openers for precision depth control.
- Patented double-chambered feed cups which maintain even seed flow to the feed wheels.
- Cluster gear boxes for easy selection of 27 application speeds of seed and fertilizer.



Call For Special Price On Demo. Model

SEE THE NEW LILLISTON 9680 NOW AT:

KELLER BROS.

1921 TRACTOR CO. 1983
717-949-6501

Rt. 419 Between Schaefferstown & Cornwall, Lebanon County

FREE TRACTOR CARE FOR 3 FULL YEARS!



ONLY WITH NEW FORD TW SERIES TRACTORS!

Buy a new TW-5, TW-15, TW-25 or TW-35 tractor, and Ford will pay virtually all the costs of repairs and maintenance for three full years, or 2,500 hours of operation, whichever comes first.


If anything should go wrong with your new TW Series tractor during that period, we'll fix it—Free! Plus, we'll give you all the oil, lubricants, filters and other maintenance items like belts and hoses you'll need. About all you buy is fuel!

So stop in today and we'll give you the information on exactly what you won't be paying for for the next three years with a new TW Series tractor!

NEW

7700 FORD
With Cab And Air
Specially Priced During September

PARTS ★ SALES ★ SERVICE



KELLER BROS.

1921 TRACTOR CO. 1983
717-949-6501

Rt. 419 Between Schaefferstown & Cornwall, Lebanon County

