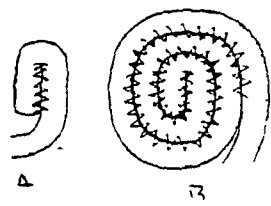


CRAFT CORNER



You can make almost anything with a sewing machine, even a coiled basket. Instead of wrapping and joining coils with yarns, you simply stitch the coils together with a wide zigzag or blind-hem stitch.

A machine-coiled basket is as practical and decorative as the classic fibercraft versions. In addition, by joining coils with contrasting thread, the stitches can provide the basket with a

colorful zigzagging pattern.

The basket is just one craft that is possible with a sewing machine. In "The Sewing Machine Craft Book" (Van Nostrand Reinhold Publishers), Carolyn Hall demonstrates the machine-coiled basket along with machine embroidery, patchwork, applique, quilting, cutwork, couching, tucking and soft sculpture.

Hall shows crafters how to take a sewing machine beyond its

practical, obvious uses. According to the author, craft techniques are possible on any sewing machine. You can work with any machine from "old treadle to new superstar special," she says. "It is what you do with it that counts."

The coiled basket shown above can be made with yarn, fabric strips, felt strips rope or cord. Requirements are that fiber be

sturdy, easy to pierce with a needle and able to fit comfortably under the presser foot.

The coiling technique also works for place mats, rugs, tote bags and hats. Here are directions for the machine-coiled basket:


MATERIALS: Cord, yarn rope fabric strips, or felt strips as described above; sewing machine with zigzag presser foot; strong thread such as cotton-wrapped polyester; scissors.

STARTING THE BASKET: 1. Taper the end of the cord. 2. Fold the end in and, starting at the fold, stitch to first coil. (a). Note: While stitching, hold coils together tightly so that stitches catch on both sides. 3. Coil cord around and stitch cords together (b). 4. Keeping the coils flat, continue coiling and stitching until base is desired size.

FORMING SIDES: 1. Hold base at a slightly sharper angle than desired angle for finished basket. 2. In the same way you made the base, coil cord around previous coil and stitch cords together. 3. Shape sides by adjusting the angle

of the coils as you continue coiling and stitching.

FINISHING: 1. To finish one cord and begin another: Taper ends, overlap to fit together, and wrap ends together with yarn or thread. 2. When basket is desired height, taper end and stitch to previous coil. 3. As an alternative to a plain finish, leave end long enough to hang free. Then knot the end, fray the end, or slip on beads.




A LESSON WELL LEARNED...

LANCASTER FARMING'S CLASSIFIED ADS

GET RESULTS!

Phone: 717-394-3047 or 717-626-1164

THE QUICK REVERSE.



10.5% APR

The Kubota L355SS has a hydraulic shuttle-shift that lets you go from forward to reverse. Quick. Without touching the clutch or gearshift.

Just pull the shuttle lever down and you'll go backwards at the same speed as your forward movement.

Hydraulic shuttle-shift makes the L355SS perfect for front-end loading work. Or any chores where changing directions fast makes the job easier.

A strong 29 PTO hp diesel engine, 4-wheel drive and power steering are also standard. So why not make a quick trip to your Kubota dealer to see the L355SS for yourself.

IN STOCK AT BUFFALO SPRINGS



Nothing like it on earth.™

* SEVERAL USED TRACTORS TO CHOOSE FROM *

TWO CONVENIENT LOCATIONS:

730 South Broad St.
Lititz, Pa. 17543
on Route 501 6 miles North
of Lancaster
Lancaster County
717-626-2121



PARTS ★ SALES ★ SERVICE

R. 7 Lebanon, Pa. 17042
Rt. 419 1 mile West of
Schaefferstown,
Buffalo Springs
Lebanon County
717-949-6501

FRUITS AND BERRIES FOR HOME PRESERVING

BIG VARIETY NOW IN STOCK

Listen to WDAC FM 94.5 with the weather at 6:20 P.M. Mon. Wed. & Fri. for latest information

Phone first before coming.

Must have advance order for Black Raspberries

W. L. ZIMMERMAN & SONS

Open Thurs. 10-8 Fri. 10-9 P.M.
717-768-8291
Intercourse, Penna.

BARTLETT PACKAGING

"Full Service Warehouse"
Packaging Supplies For -

- Poultrymen
- Fruit Growers
- Produce Farmers
- Roadside Stands
- Greenhouses & Nurseries
- Records & Storage
- And Others

Pick Up & Delivery Service

Give us a call or stop in. We probably have just what you need. Located east of Mt. Joy on Eby's Cheque Road (2nd building on right)

Bartlett Packaging
RD 3 Box 340
Mt. Joy, PA 17552
717-653-9444