


GRAIN BLENDER

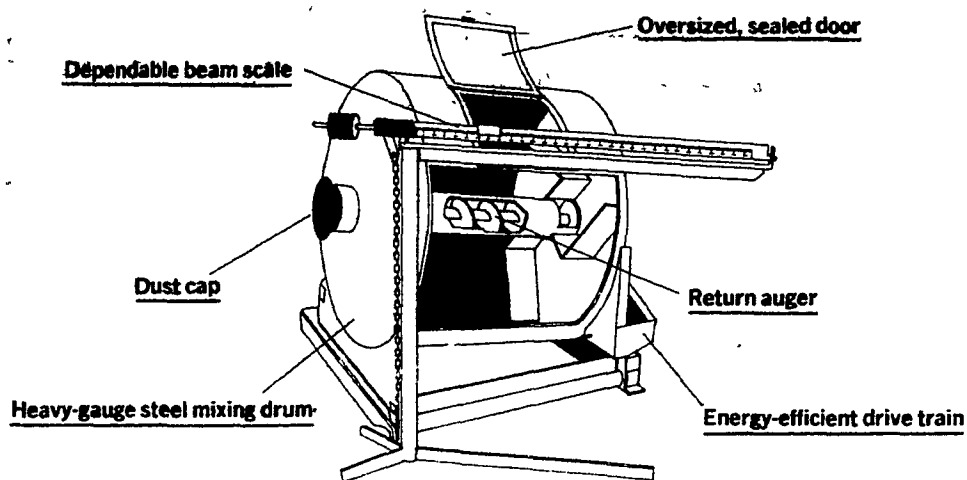
FARM MASTER

FORAGE BLENDER




MODEL 25 SHOWN

Mix grain, vitamin and mineral supplements thoroughly, efficiently - with this new grain blender



Model 25 Specifications			
	10 cu. ft.	25 cu. ft.	45 cu. ft.
Overall length	40"	56"	80"
Height	42"	56"	58"
Width	42"	52"	52"
Discharge Height	19"	26"	28"
Capacity	10 (7.4 Bu.)	25 (18.5 Bu.)	45 (33 Bu.)
Horsepower	1/2	1 1/2	2
Drum Diameter	36"	48"	48"
Drum Length	24"	36"	60"
Overall Weight	295 lbs.	575 lbs.	700 lbs.



DUAL ACTION BLENDING

Advanced Design Makes The Difference!

As feed enters the loading hopper, and into the stainless steel mixing drum the mechanical beam scale system weighs all ingredients to the pound for the precise diet your herd needs. The tilted rotating drum and stainless steel mixing paddles create a tumble-mix effect that quickly blends the feed ingredients in 1 to 3 minutes. Due to the tilted position of the mixing drum, the feed is moved to the rear of the mixing chamber where the return paddles scoop the feed into the return auger. The return auger then moves the feed to the loading end of the mixing drum where the tumble mix cycle is repeated. To unload the blender no reverse rotating of the mixing drum is necessary. Simply lift the discharge deflector control to the unload position. The feed is then deflected from the return auger into the discharge chute for quick unloading. The stainless steel construction of the mixing drum and mixing paddles resists unwanted forage material from building up inside the mixing chamber and insures a long rust free operating life. Bolt together construction allows for quick installation of the blender into existing feed rooms without widening doorways or removing standing walls. Few moving parts along with standardized components allows for easy lubrication and quick maintenance; all critical for a successful T.M.R. feeding system.

Specs Model No.	50"	90"	120"	150"	210"
Length	88"	111"	138"	168"	168"
Height	66"	84"	88"	92"	104"
Width	62"	80"	80"	80"	92"
Loading Height	50"	58"	61"	67"	71"
Discharge Height	24"	26"	30"	34"	38"
Mix Capacity	50 cu ft. 37 bu.	90 cu ft. 68 bu.	120 cu ft. 90 bu.	150 cu ft. 112 bu.	210 cu ft. 158 bu.
At 25 lbs. per Cu. Ft.	1250 lbs.	2250 lbs.	3000 lbs.	3750 lbs.	5250 lbs.
Motor H.P.	1	2	2	3	5
Drum Dia.	60"	72"	72"	72"	84"
Drum Length	48"	72"	99"	126"	126"

CONTACT YOUR LOCAL DEALER TODAY

Hagerstown
FARM SPECIALTIES
Allen H. Martin
2433 Paradise Church Rd.
301-733-0458

PENNSYLVANIA

Centre Hall
R.E. SMELTZER EQUIP. CO.
R.D. #2
814-364-1419

Chambersburg
MARTIN EQUIP. CO.
537 Falling Spring Rd.
Box 219
717-263-3505

Honesdale
MARSHALL MACHINERY INC.
R.D. #4
717-729-7117

Palm
WENTZ FARM SUPPLY
Route 29
215-679-7164

Quarryville
K & S INC.
R.D. #1
717-284-3111

Rome
HISTAND FARM & HOME
R.D. #1, Box 231
717-744-2371

Westfield
M & M BARN BUILDERS
R.D. #1
814-334-5504

VIRGINIA
Culpeper
NORTH AMERICAN EQUIP. CO.
750 Germanna Hwy.
703-825-3135

Dayton
VA. SILO CO.
P.O. Box 668
703-879-2541

WEST VIRGINIA
Bruceton Mills
HUMBERSON FARM EQUIP.
R.D. #3, Box 174A
304-379-6211