

# CENTRAL TRACTOR FARM & FAMILY CENTER

# SUMMER SALE



Closed Monday May 30th

## Hurry!


Sale prices good now through Sat., June 4, 1983



### 5 Panel STEEL GATES

35' high gates with panels made of heavy 22 gauge galvanized steel. Gates are 4' shorter than listed to compensate for hinges and latch. Complete with screw hooks, hinges, and slide hatch. Complete with pressure type grease fittings. Bolster stakes can be set at 38" or 42" width. Gate capacities are gross weight at farm tractor speeds. All units come less tires.

10' 1786-233 Reg. 48 99	14' 1787-253 Reg. 58 99	18' 1787-253 Reg. 71 99
<b>40<sup>99</sup></b>	<b>48<sup>99</sup></b>	<b>59<sup>99</sup></b>
12' 1788-243 Reg. 53 99	16' 1787-253 Reg. 71 99	
<b>44<sup>99</sup></b>	<b>59<sup>99</sup></b>	



### Central Tractor Wagon Gear

Featuring one piece steering rod all-welded construction, rear hitch and pressure type grease fittings. Bolster stakes can be set at 38" or 42" width. Gate capacities are gross weight at farm tractor speeds. All units come less tires.

6 Ton 80755-046 Reg. 419 99	10 Ton 80790-046 Reg. 569 99
<b>379<sup>99</sup></b>	<b>529<sup>99</sup></b>

### SAVE up to 53% Galvanized Steel Wire

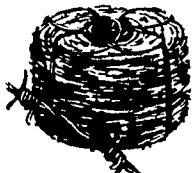
Smooth galvanized steel wire for use with electric fence chargers.

17 ga. 1/4 mi. 19102 150 Reg. 10 47	788
14 ga. 1/4 mi. 19112 150 Reg. 21 88	1649



**22<sup>99</sup>**

Reg. 26 99 / SAVE 20% 24703 282  
4 Pt. Gaucho Barb Wire



**29<sup>97</sup>**

Reg. 33 97 / SAVE 20% 24672 282  
4 Pt. Barb Wire



**34<sup>99</sup>**

Red 8452-080 / White 8454-080  
5 Gallons Acrylic Latex Barn Paint




**49<sup>99</sup>**

Red 8478-060 / White 8480-060  
5 Gal. Oil Base House & Barn Paint




**11<sup>77</sup>**

Reg. 15 99 14139-272  
5 Gal. Black Roof Coating




**29<sup>99</sup>**

Reg. 32 99 13974-272  
5 Gallons Aluminum Roof Coating



Trailer Type Lawn Sweeper 22499-258 NOW 139.99

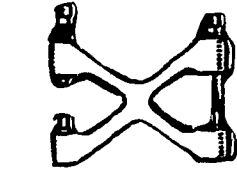


**929<sup>99</sup>**

Reg. 1029 99 / SAVE 100 00 22843 258 Side Discharge

### Dynamark 11/36 3 Speed Rider

Heavy duty direct drive transaxle with automotive differential section & disc brake. 3 forward speeds, 1 reverse. 36" cutting deck. Trailer Type Lawn Sweeper 22499 258 NOW 139 99



**25<sup>99</sup>**

Reg. 31 99 / SAVE 6 00 2526-020  
**Rivet Vise**  
Combination rivet punch and riveter. Changes sections in the field without removing the knife.

**599<sup>99</sup>**

Reg. 699 99 / SAVE 100 00 22910-258

### Dynamark 5 Hp. 32" Recoil Start

REAR DISCHARGE cutting deck. 1 speed gear drive. Fwd N Rev. with differential and disc brake. Twin blades for full 32" cut. Back and Pinion steering with adjustable ball joints.

**1699<sup>99</sup>**

Reg. 1899 99 / SAVE 200 00 22654 258

### Dynamark 18 Hp. Tractor & 42" Mower

Includes 42" triple blade mower deck, twin cylinder Synchro-balanced Briggs & Stratton engine, electric start, 4 speeds forward, 1 reverse. Optional ground engaging equipment available (plow disc cultivator etc.)

**1349<sup>99</sup>**

Reg. 1449 99 / SAVE 100 00 22668 258

### Dynamark 11/36 Integrated Collector

11 HP Synchro Balanced B & S engine. 36" twin blade rear discharge cutting deck. H.D. transaxle. 3 speed two-way rev.



**69<sup>99</sup>**


Trim Model Pickup Tool Box

**79<sup>99</sup>**

Pickup Tool Box

Mini Pickup Box

Mini Pickup Box



**139<sup>99</sup>**

**55<sup>¢</sup>**

Reg. 75<sup>¢</sup> / SAVE 21<sup>¢</sup> 17895-130

### Steel Rod Elec. Fence Posts

48" long made of steel

18040-115 Lincoln 225 Amp Arc Welder. Includes ground clamp, insulated electrode holder, 15 electrode cable, 10 ground cable & input cable with plug female receptacle and helmet. Uses 220 volt, 60 cycle power. Source wheels not included. **18121 115**

**849**

Reg. 940 / SAVE 100 13995-272

### 2 Gal. S.A.E. 80W-90 Multi-Purpose Gear Oil

5 Gallon 13996-272 Reg. 23 99

**59<sup>99</sup>**

Reg. 69 99 / SAVE 10 00

### Pickup Bed Mats

1/2" Rubber mat keeps your load from shifting and prevents damage to the truck bed. Will not chip or crack unless abused and is not affected by weather extremes. Easy installed.

Reg. 24763-217 Chevy, GMC 24771-217 Ford 24788-217 Dodge 24785-217 Chevy S-10 24808-217 Ford Ranger

### High Pressure Washer

Handy cart motor 2000-2000 psi automatic trigger for easy cleaning and spraying. Built on tank eliminates the need for ladders, etc. Special duty 1/2" motor 5-amp wire selector. Cleaning plate cleans 100% chemical, removed chemical rinses tank, fill, and off 2 amp surge 1/8" ground power cord 35' high 1 1/2" wide 18 3/8" deep. Measures 15" across power at 115 volts.

**319<sup>99</sup>**

Reg. 339 99 / SAVE 20 00 25402 293

**319<sup>99</sup>**

Reg. 349 99 / SAVE 30 00 12558-278

### 16' Bale Elevator

16' Bale Elevator, composed of two 8 ft. sections. Complete with motor mount, sheave and belt. For electric motor and gas engine drive. 8' Extension for above Reg. 128 00 12959-278 SALE 114.99

**319**

Reg. 3 95 / SAVE 19% 12091-008

### Rock Guard

For longer service in rocky soils and heavy cutting. Made from longwearing malleable iron. Wt. 2 lbs. For Ford-Dearborn-Ferguson replaces no. 141009 and N12



**1277**

Reg. 14 99 / SAVE 2 22 19254-143

### 5/8"x75' Deluxe Rubber Vinyl Hose

This top quality hose combines the strength and durability of rubber plus flexibility of vinyl. Reinforced with nylon truck tire cord. The couplings are nickel-plated solid brass 5/8" diameter 75 ft. long.

**109<sup>99</sup>**

Reg. 124 99 / SAVE 15 00 22910-258

### 20" 3 H.P. Rotary Mower

20" Side Discharge 3HP Briggs & Stratton engine with extended recoil starter, handle mounted throttle control with non kink cable and a 1" to 3" height adjustment. Wheels are 7" with diamond tread tires.

**1399<sup>99</sup>**

Reg. 1599 99 / SAVE 200 00 22745-258

### Dynamark 16 Hp. Tractor & 42" Mower

Includes 42" triple blade mower deck, twin cylinder Synchro-balanced Briggs & Stratton engine, electric start, 4 speed Transaxle.

**1949**

Reg. 21 99 / SAVE 2 50 5 Gallon 13983-272

### CT Lube Universal Hydraulic Oil

A universal hydraulic fluid which is recommended for tractors with a common pump for transmission, final drive, and hydraulic systems.

**22<sup>99</sup>**

Reg. 24 99 / SAVE 2 00 13990-272

### 35 Lbs. Lithium Grease

## NEW at CENTRAL TRACTOR

### Replacement Combine Parts

- CONCAVES
- CYLINDER BARS
- FEEDER CHAINS
- RADDLE CHAINS
- GATHERING CHAINS
- GUARDS & SECTIONS

Stop in at your nearest Central Tractor Store for our low quotation for prices and availability by Make and Model. All orders shipped direct from factory. Allow 2-3 weeks for delivery.

### SPRAYING CLEARANCE EQUIPMENT

SAVE UP TO 23% Subject To Stock On Hand. Regular Prices May Vary Locally. Call For Prices And Availability On Complete Sprayers.

**Ace Centrifugal Pump 129<sup>99</sup>** Reg. 169 99 / SAVE 23% 16475 100

**6 Roller Pump 52<sup>99</sup>** Reg. 59 99 / SAVE 11% 16380-100

**7 Roller Pump 69<sup>99</sup>** Reg. 79 99 / SAVE 12% 16470-100

**7 Roller Ni-Resist Pump 99<sup>99</sup>** Reg. 114 99 / SAVE 13% 16471-100

**3 HP Gas Engine Centrifugal Pump 159<sup>99</sup>** Reg. 179 99 / SAVE 11% 16563 100

**Hand Gun Kit & 5 Roller Pump 119<sup>99</sup>** Reg. 139 88 / SAVE 14% 16375 100

**Hand Gun Kit & 8 Roller Pump 139<sup>99</sup>** Reg. 162 49 / SAVE 13% 16439-100




**19<sup>95</sup>**

24670-282 Red Stripe Baler Twine. This high quality twine is uniform in thickness for guaranteed trouble free operation, free replacement of any defective twine 9000 ft. 290 Tensile strength.

**299<sup>99</sup>**

Reg. 349.99 / SAVE 50 00 22588-258

### 5 Hp. Chain Drive 28" Wide Tiller



### Electronic Fluorescent Bug Killer

The acreage listed for each model indicates the estimated killing area.

**15 Watt 64<sup>97</sup>** Reg. 74 97

**25 Watt 79<sup>99</sup>** Reg. 89 99

**75 Watt 124<sup>88</sup>** Reg. 137 88

THESE PRICES WILL BE HONORED ONLY AT THE FOUR STORES LISTED BELOW.

# CENTRAL TRACTOR FARM & FAMILY CENTER

**CHAMBERSBURG**  
1351 Lincoln Way East, Ph. 717/264-8282  
Open 9-6 Mon.-Thur. / 9-9 Fri. / 9-5 Sat.

**QUAKERTOWN**  
Quakertown Plaza Shopping Center  
Rts. 309 & 313, Ph. 215/538-2494  
9-6 Mon-Wed / 9-9 Th & Fri / 9-5 Sat / 12-5 Sun

**LANCASTER**  
1570 Manheim Pike, Ph. 717/569-0111  
Open 8:30-5:30 Mon.-Fri. / 8:30-5 Sat.

**FLEETWOOD**  
WEAVER'S HARDWARE CO.  
RD 4125 Fleetwood, PA 19522  
(on main road from Fleetwood to Topton)  
PH: 215-944-7486 — 215-944-9648  
Hours: Mon. thru Fri. 8 AM to 7 PM;  
Sat. 8 AM to 4 PM

All items are subject to stock on hand. We reserve the right to limit quantities. Sale ends on above date. Not Responsible For Printing Errors