

NEW FOR 1983



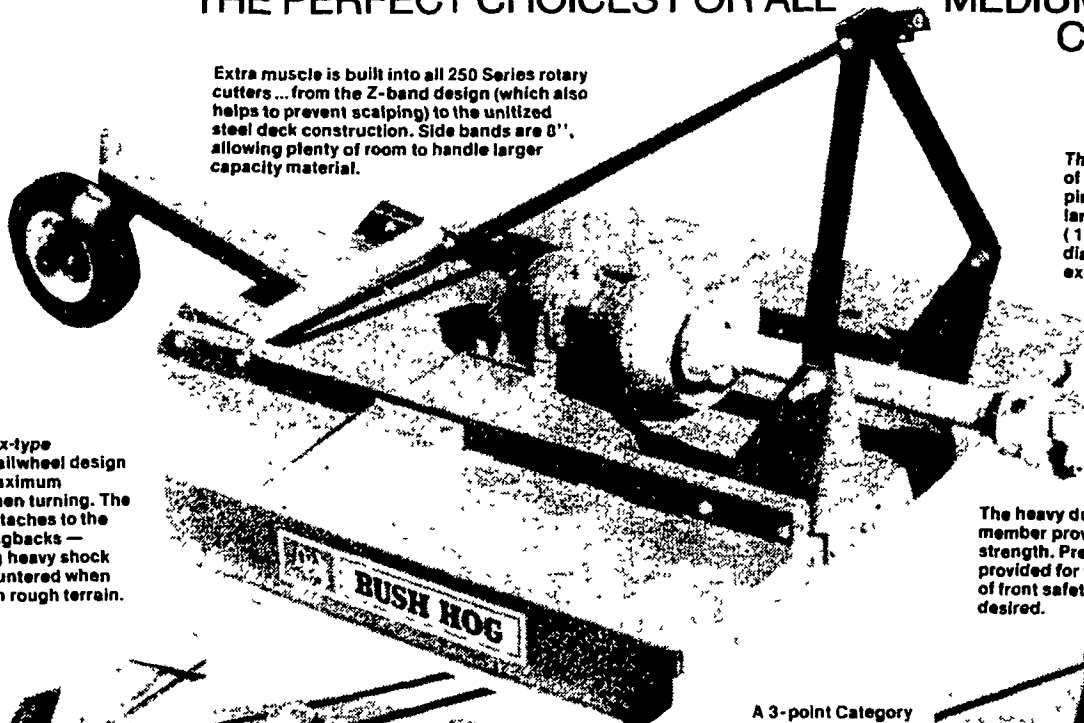
# BUSH HOG<sup>®</sup>

## 250 SERIES Rotary Cutters

- 5/6/7 Foot Models — Available 3-Point Lift or Pull
- Tapered Rear Design — For Easy Discharge
- Unitized, Z-Band Deck Construction

THE PERFECT CHOICES FOR ALL MEDIUM-DUTY CUTTING JOBS

Extra muscle is built into all 250 Series rotary cutters... from the Z-band design (which also helps to prevent scalping) to the unitized steel deck construction. Side bands are 8", allowing plenty of room to handle larger capacity material.



The new box-type triangular tailwheel design provides maximum strength when turning. The tailwheel attaches to the cutter strongbacks — distributing heavy shock loads encountered when operating in rough terrain.


Threaded ends of Category 2 pins are a new, larger size (1 1/8" diameter) for extra strength.

The heavy duty steel front member provides even more strength. Predrilled holes are provided for fast attachment of front safety chains, if desired.



A new heavy duty gearbox design on 256 and 257 models makes service fast and easy. All gearboxes are 540 rpm with 1000 rpm gearboxes available on 257 models. Heavy duty ASAE Category 4 drive shafts are standard.

A 3-point Category 1 or 2 hitch is offered for lift models. The top flex link is slotted — allowing the unit to follow ground contours. Tie rods stabilize the cutter to prevent bouncing on rough terrain during transport.



SLIP CLUTCH STANDARD ON ALL 250 SERIES ROTARY CUTTERS  
All Models In Stock



### L'IL RHINO TRAILER



To Transport Or Use With Your Tractor  
For Only **\$1395<sup>00</sup>**


- 5200 G.V.W.
- 1200 Lbs. Empty Weight
- 2"x12" Commercial Elec. Brakes

- 2" Coupler or Lunette Eye
- 800x14.5 12 Ply Tires
- Swing-Away Jack
- ICC Approved Lighting

- Safety Break-Away Switch
- Pressure Treated Wood Floor
- 6"x12" Tilt Bed

### A BROKEN HYDRAULIC HOSE CAN COST YOU HUNDREDS OF DOLLARS...

...in lost or damaged crops. When there's work to be done in the fields it's important to keep your farm machinery on the job. When there's a breakdown you can't afford to wait for a new hose assembly to be shipped from the factory.



But it doesn't have to...

**WE MAKE HOSE ASSEMBLIES WHILE YOU WAIT...** ... assemblies which are exactly like the original and better! To put your equipment back to work in the fields fast. You don't lose valuable time, don't lose crops

COLL-O-CRIMP<sup>®</sup> SYSTEM

WEATHERHEAD



### NEW FARM EQUIPMENT

- 2-55 Diesel Tractor, 2WD
- 2-65 Diesel Tractor, 2WD
- 2-65 Diesel Tractor, 4WD
- 2-75 Diesel Tractor, 2WD
- 2-88 Diesel Tractor, 2WD
- 2-110 Diesel Tractor, 4WD
- 5100 4R Corn Planter
- 5100 6R Corn Planter
- 348 3 Bottom 16" Plow
- 588 5 Bottom 18" Plow

Call Paul Weaver  
For All Your NEW & USED  
Oliver Replacement Parts.  
We Will Ship UPS Daily,  
Mon.-Fri., At 4:00 PM

### USED LAWN & GARDEN EQUIPMENT

- 1 - Bolens 850 Garden Tractor, 8 H.P., Gear Drive, 38" Mower, Completely Rebuilt
- 1 - Bolens 1050 Garden Tractor, 10 H.P. Gear Drive, 42" Mower, Completely Rebuilt
- 1 - Bolens 1256 Garden Tractor, 12 H.P., Hydro Drive, 42" Mower, Completely Rebuilt
- 1 - Bolens G-12 Garden Tractor, 12 H.P., Gear Drive, 42" Mower, Completely Rebuilt
- 1 - Bolens G-14 Garden Tractor, 14 H.P. Gear Drive, 42" Mower, Completely Rebuilt
- 1 - Bolens QS-16 Garden Tractor, 16 H.P., Hydro Drive, 48" Mower, Completely Rebuilt
- 1 - Bolens 1886 Garden Tractor, 18 H.P., Hydro Drive, 54" Mower, Completely Rebuilt

We Are Now In The Process Of Completely Rebuilding 10 More Bolens Garden Tractors.  
Call or Stop In For More Information

All Bolens, Completely Rebuilt Garden Tractors. Have a Full, Parts and Labor, One Year Warranty.

Over 50 Bolens Attachments New and Used Now in Stock  
Tillers, Blades, Mowers, Blowers, Plows, Cultivators, Sickle Bars, Loaders

### NEW TRACTOR CABS

with Air Conditioning  
Must be Modified To Fit Your Tractor  
Only **\$1995.00**

### USED OLIVER TRACTOR PARTS

- 1 - Wide Front Axle Assembly 1550, 1600, 1650, 1655
- 1 - Wide Front Axle Assembly 1750, 1755, 1800, 1850, 1855, 1900, 1950, 1955
- 1 - Wide Front Axle Assembly Under-Slung Type 1750, 1755, 1800, 1850, 1855, 1900, 1950, 1955

The Above Axle Assemblies have been rebuilt by us and are in excellent condition. We will trade your Narrow Front End and Install

- 1 - 550 Gas Engine Completely Rebuilt
- 1 - 1655 Gas Engine Short Block Rebuilt
- 1 - 1850 Gas Engine Short Block Rebuilt

The Above Engines have been rebuilt by us and will have a 90 day full warranty, when installed by our mechanics

- 1 - Over-Under, 3 Speed Trans. Completely Rebuilt 1750, 1755, 1850, 1855, 1955
- 1 - Hydra-Power, 2 Speed Trans. Completely Rebuilt 1550, 1600, 1650
- 2 - Hydra-Power, 2 Speed Trans. Completely Rebuilt 1750, 1800, 1850, 1900, 1950
- 10 - Rebuilt Crankshafts Complete with Bearings
- 5 - New 12" Plow Bottoms Complete \$150.00 ea.



# FARMERSVILLE EQUIPMENT INC.

RD 4, East Farmersville Road, Ephrata, PA 17522  
Located in the Village of Farmersville, Lancaster County  
**717-354-4271**

**Bolens**  
DIESEL TRACTORS



Hours: Mon., Thurs. 8 AM - 8 PM; Tues., Wed., Fri. 8 AM - 5 PM; Sat. 8 AM - 3 PM