


CRAFT CORNER



Paint a patchwork pillow

Practically no sewing is needed for the latest patchwork technique. The "patches" are hand-painted on fabric and quilted to look like patchwork.

All you need for the craft are acrylic fabric paints, plain cotton muslin and some ordinary sewing and household supplies. The technique is ideal for a pillow, placemat or nearly anything you'd ordinarily piece together.

Sometimes traditional patterns are easier to paint than sew. The one shown is called "windblown square." Its suggestion of rolling motion probably reminded the early settlers of tumbleweeds and was named "windblown" for that reason.

Traditional patterns are beautiful any way you make them. Hand-painted patches, however, provide them with a unique

modern look.

Here are directions for a painted patchwork pillow:

MATERIAL: Unbleached cotton muslin, contrasting fabric for pillow back, polyester batting, sewing supplies, acrylic fabric paints and brush, ruler, pencil, masking tape, graph paper, dressmaker's carbon paper.

OPTIONAL SUPPLIES: Plastic foam board, corkboard or macrame knotting board, T-pins.

CUTTING: Pre-shrink pillow fabrics and press flat. 2. Cut two 16x16-inch squares of muslin for pillow front and lining. 3. Cut one 16x16-inch square of contrasting fabric for pillow back. 4. Cut one 16x16-inch square from batting.

PATTERN: 1. Tape together graph papers to produce a 16x16-inch square. 2. On graph paper, either copy pattern shown, copy

another pattern from a patchwork quilt book or draw your own design. As a suggestion, draw a 12x12-inch design with a 2-inch border. 3. Using dressmaker's carbon paper, trace design onto unbleached muslin.

PAINTING: 1. Cover work surface with old newspaper. 2. Pin fabric to plastic foam board, corkboard or knotting board. 3. Paint shapes, one at a time, according to directions below. Be sure to leave some shapes unpainted, letting the plain muslin show.


PAINTING HINTS: 1. Dilute paints as necessary to keep them thin enough to flow easily, thick enough to cover fabric. 2. Paint shapes one at a time. Wait until paint dries before painting adjacent shapes. 3. If desired, lay

masking tape around each shape and paint within the taped border. When paint dries, remove tape and place around another shape. 4. Paint in pattern symmetrically. Paint opposite corners, for example, the same colors.

QUILTING: 1. With right sides outside, sandwich batting between painted pillow front and lining. 2. Baste a large X-shape through all thicknesses. Baste around edges.

3. Machine-stitch around all shapes, starting at center and stitching toward the outside. 4. Machine-stitch around outside edges. 5. Remove remaining basting stitches.

PILLOW: 1. With right sides facing, stitch pillow front to pillow back. Leave a small opening for turning. 2. Clip corners, turn pillow to right side. 3. Stuff pillow. 4. Sew opening closed with tiny hem stitches.



Lackawanna plans strawberry meeting

WAVERLY — The Penn State Cooperative Extension Service of Lackawanna County will be holding a Strawberry Growers Meeting on Monday, March 28 from 1-4 p.m. in the Waverly Community House, Scout Room, Waverly.

The program topics will include Soil Preparation and fumigation, Jim Colitas, Nor-am Chemical Company; Strawberry Growing in Columbia County, Mike Seesholtz, Columbia County Strawberry

Growers; Panel Discussion - Irrigation for Strawberries, Three Irrigation Companies; Weed Control in Strawberries, Bill Kleiner, Assistant County Agent.

All strawberry growers are invited to attend. The program will cover specific items from varieties to weed control on strawberries.

For more information call the Lackawanna County Cooperative Extension Service Office at (717) 961-4761.



ASPHALT PAVING SPECIALISTS

- STREETS •PARKING LOTS •DRIVEWAYS
- RECREATION AREAS •ROADS •FARM LANES

FREE ESTIMATES BOOK YOUR PROJECT NOW!

For Prompt, Courteous Service Call


(215)267-7591

Toll Free: (800)422-8107
R D 3, DENVER, PA

A.G. KURTZ PAVING, INC.

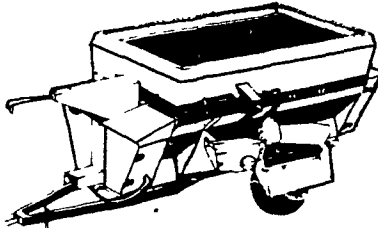
FEEDING FOR MORE PROFIT

A total mixed ration (TMR) can help increase milk production—and profits—without adding a single cow to your herd. Agway can help you put a TMR to work on your farm with system components like these.



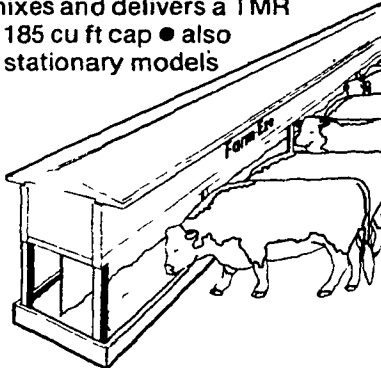
SUPREME BATCH MIXER AND WEIGHER

- accurately meters and mixes feed and supplements
- ideal for freestall or stanchion operations
- 60 bu cap



SCHWARTZ FEEDER WAGON Model 780

- weighs, mixes and delivers a TMR to bunks
- 185 cu ft cap
- also available in stationary models




FARM-EZE BUNK FEEDER SYSTEM

- safe, efficient and simple to operate
- conveyor belt moves and distributes a TMR to the bunk

NO NEED TO BUY, LEASE IT!

No big initial investment when you lease through Telmark Agri-Lease Check Agway for details



INSTALLED AND SERVICED BY AGWAY

All Agway Installation and Service people are well trained, well equipped, and backed by complete parts inventories for fast repairs

FOR DETAILS, CONTACT YOUR AGWAY FARM SYSTEMS SALESPERSON OR FARM MECHANICAL POINT.

Oxford 215/932-9361 Eighty Four 412/222-0600 Winfield 717/523-1204 Temple 215/929-5264 Lebanon 717/273-2621 Lancaster 717/394-0541

Blairsville 412/459-7830 Somerset 814/445-4184 Pleasant Gap 814/359-2722 Dublin 215/249-3556 Carlisle 717/243-4312


Wysox 717/265-9131 New Milford 717/465-3139 Chapman 215/395-3381 York 717/792-2674 Butler 412/482-2195 Chambersburg 717/263-4197

AGWAY

answers your needs



If the engine quits, two-way radio could pay for itself today.



Lose just one day during the planting season, and it could make all the difference between a good crop and a poor one

That's why you should be equipped with a Johnson FM two-way radio

With two-way radio, if your engine quits, you can simply call for help. Chances are, a mechanic can get to you and get you going again while there's still some daylight left.

But without two-way radio, you'd just have to start walking. There are a lot of other ways Johnson FM radio can save you time and money. Why not let us show you how you can lease or own a complete two-way system for as little as 75¢ a day.

Authorized Sales & Service

TRIANGLE COMMUNICATIONS, INC.

RD 3, Rt. 23 West
New Holland, PA 17557
PH: 717-656-2211

