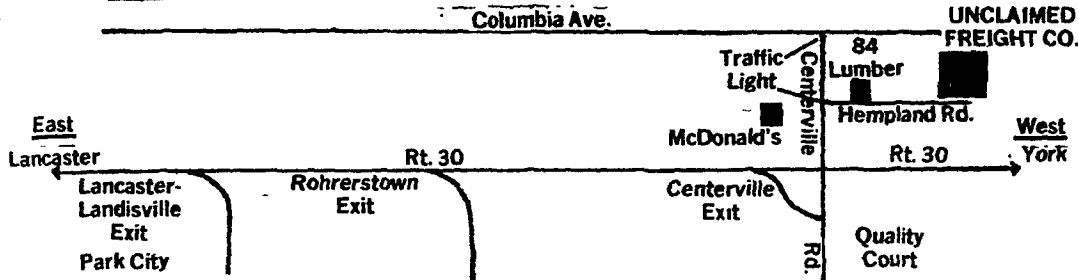


UNCLAIMED FREIGHT CO. AND LIQUIDATION SALES, INC.

LANCASTER
3019 Hempland Road
Lancaster, PA
717-397-6241

YORK
4585 West Market St.
York, PA
717-792-3502
No personal checks

NEW HOURS
Mon.-Sat. 9 A.M. - 9 P.M.; Sun. 12 Noon - 5 P.M.



CLOSEOUT SALE - ONE TIME SHOT

150 Lane Hope Chests... Full Size
... Full Warranty...
Reg. \$369.95 ***149.95**

Queen Size Water Beds... Includes
Everything... Head board, Bed Platform,
Mattress, Heater, Chemicals...
Reg. \$689.95 ***289.95**

Large Display Of Waterbeds

2 - Hex Ends & Cocktail...
Reg. \$639.95 ***249.00**

30 - Hardrock Maple Trundle Bed Units
w/Mattress & Platform
...Reg. \$329.95 ***129.95**
w/Casters

1 - Hex End & 1 Sq. End &
Cocktail... Reg. \$649.95 ***249.00**
(Don't Miss Are Beautiful)

Liquidating Discontinued Stock For Mfg.

Two Trailer Loads Of Dealers Order Mer-
chandise Dealer Cancelled... We
Negotiated Deal For Same Priced At
Wholesale And Under... All Nylon Print
Fabric And Close Out Fabric's

7 - Sq. & Rectangular Brass &
Glass Cocktail Tables
...Reg. \$329.95 ***50.00** ea.

Sofa & Chairs...
Reg. \$1229.95 ***289.95**

Bars Of All Types And Styles On Floor
Now

Sofa & Chair & Love
Reg. \$1689.95 ***449.95 & *549.95**

Name Brand Recliners

25 - Trestle Tables... 4
Chairs... Pine...
Reg. \$309.95 ***129.95**

15 - 3 Ways... Reg. \$329.95 ... ***98.00**

Lingerie 6... Drawer Chest...
Pine... White... Maple...
Reg. \$209.95 ***89.95**

10 - 3 Ways... Reg. \$409.95 . ***129.00**
(under wholesale)

4 - Drawer Chests...
Reg. \$199.95 ***85.00**

8 - 6 pc. Cushion Pine Groups...
Sofa... Rocker... Chair...
Ottoman... 2 End Tables...
Antron/Nylon...
Reg. \$1029.95 ***389.95**

5 - Drawer Chests...
Reg. \$219.95 ***89.95**

15 - Trad Sofa & Loveseat
... Top... Nylon Fabric...
Reg. \$1889.95 ***449.95**

6 - Drawer Chests...
Reg. \$269.95 ***98.95**

Quilted Mattress & Non Skid Foundation
... 312 Coil... Full Warranty... While
They Last

70 - Bunk Bed Sets...
Complete w/Bedding...
Pine... 2x4... Reg. \$309.95 . ***139.95**

40 - Singles... Reg. \$309.95 ... ***98.00**

20 - Bunk Bed Sets... Pine
4x6... Reg. \$429.95 ***189.95**

65 - Doubles... Reg. \$429.95. ***149.95**

50 - 4 - Drawer Chests...
Reg. \$119.95 ***44.95**

30 - Queens... Reg. \$589.90 . ***189.95**

White Kitchen Cabinets w/
Butcher Block Tops ***44.95**

30 - Full Size Hide-A-Beds
... 6 Fabrics... Reg. \$579.95... ***229.95**

29 - Sets Pine End Tables...
Reg. \$309.95 ***149.95**

7 - Etageres... 6 Brass...
4 Chrome... Reg. \$729.95... ***189.95**

10 - 19" Color TV's...
Remote... Reg. \$589.95 ***349.95**

Full Line of Household Accessories

30 - 19" Color TV's...
Reg. \$509.95 ***249.95**

360 - Recliners... 450 - Desks... All Types

26 - 13" Color TV's...
Remote... Reg. \$469.95 ***279.95**

101 - Bar Stools... Heavy Duty...
Swivel... Full Back Seat...
Cane Sides & Back...
Reg. \$249.00 - \$289.00 ***109.95**

10 - 13" Color TV's...
Reg. \$389.95 ***219.95**

391 - Heavy Duty Swivel Bar
Stools With Back...
Reg. \$169.95 ***38.95**

Pine... Maple... Beds...
Singles... Doubles... Queen
... Reg. \$169.95 - \$429.95
***19.95 - *29.95**

81 - Or More Rolls Of
Carpet On The Floor... Many
Styles & Colors... 100% Nylon
... Sandalwood...
Sculpture...
Reg. \$11.99 Sq. Yd. ***3.99** Sq. Yd.
Nylon Hook... Jute Back...
Reg. \$23.50 Sq. Yd. ***6.50** Sq. Yd.

11 - Early American Bedroom Suites...
Dresser... Large Mirror... Chest...
Nite Stand... Head Board
... Reg. \$1289.95 ***429.95**

100's more items on the floor

24 - Glass Dinette Sets...
4 Chairs... Reg. \$889.95 ***209.95**

50 - Touch-Matic Lamps...
Brass... Reg. \$109.95 ***39.95**


Liquidating For Mfg.
21 - Bunk Bed Sets w/Side
Rails... Guard Rail...
Ladder... 2 Pc. Bedding Set w/2 Under
Bed Storage Units...
Solid Hardrock Maple
... Reg. \$1789.95 ***509.95**

Lancaster Store Only

FREE LAYAWAY
TERMS... MASTERCARD, VISA, CHOICE
INSTANT CREDIT

Not Responsible For Typographical Errors

CRAFT CORNER



Birthday sampler

The word "sampler" is defined as "a pattern or work, an example," and the original sampler was just that. It was a reference guide for needleworkers in America's early days, when pattern books were scarce.

Although samplers varied, most people think of them as wall hangings with cross-stitched alphabets and familiar sayings. Today's needleworker, however, has greater flexibility. Samplers, and sampler-inspired stitchery, can be used for pillows, baby sweaters, quilts, tote bags, belts, rugs and a variety of other projects.

In her book, "Sampler Stitcher" (Doubleday Publishers), Jill Jarnow shows how to make all the projects mentioned above. She also includes creative shortcuts, such as working cross-stitches on gingham.


Using gingham panels, according to the author, a beginner can cross-stitch a sampler-inspired birthday pillow in a few sittings.

FABRICS: For pillow front: four 5 1/2 x 5 1/4 squares of cotton gingham fabric, 8 boxes per inch, in two different colors. For border: two strips of print fabric, each 10 1/2 x 2 1/4 inches plus seam allowance; and two strips, each 15 x 2 1/4 inches plus seam allowance. For pillow back: one 15 x 15-inch square of print fabric.

OTHER MATERIALS: Six-strand embroidery floss in assorted colors; one package jumbo yellow rickrack; polyester fiberfill; graph paper; pencil; embroidery needle; iron; sewing machine; sewing supplies.

PREPARATIONS: 1. Iron all fabrics. 2. Copy design shown onto graph paper, or draw your own design. 3. Insert name and birthday using a cross-stitch alphabet, or lettering desired. 4. Mark designs with color of embroidery floss you plan to use.

CENTERING: 1. Fold each gingham square in half lengthwise. Baste along edge of gingham boxes nearest the crease. 2. Fold fabric



in half widthwise. Baste along gingham boxes nearest the crease. 3. Open fabric and press flat. 4. Find and mark center lines on graph.

STITCHING: 1. Cross-stitch designs on gingham panels and three strands of embroider floss. 2. On each panel, place first stitches nearest vertical and horizontal center lines. 3. Work back and forth, matching stitches on fabric to corresponding squares on graph. 4. As basting lines interfere with cross-stitching, cut away small areas of basting stitches.


ASSEMBLY: Pillow Front: 1. Lay all four squares, face up, in final position. 2. With right sides facing, join two squares with 1/4-inch seam. Press open seam. 3. Join two remaining squares. Press open seam. 4. Join both pieces together. Press open seam. 5. Stitch jumbo rick-rack over seams.

ASSEMBLY: Borders: 1. Lay borders around pillow front, face up, in final position. Place shorter strips at top and bottom, longer strips at sides. 2. With right sides facing, join longer strips to pillow front. Press open seams.

FINISHING: 1. With right sides facing, join pillow front to pillow back, leaving 3 inches open for turning. 2. Clip corners; turn pillow to right side. 3. Stuff pillow with fiberfill. 4. Sew opening closed with tiny hem stitches.

Introducing The

COLEMAN® CRAWDAD™



- Cartopable
- Power Efficient
- Built For Sporting Action
- Economical
- Built To Last



LEACOCK COLEMAN CENTER

89 Old Leacock Rd., RD 1, Ronks, PA
STORE HOURS: Mon. thru Sat. - 8 to 5; Tues. & Fri. till 8:30