

Know the rules of furniture first aid

YORK—"The first rule of furniture first aid is the same as for personal first aid — act quickly," says A. Joan Lamberson, Extension home economist. The quicker you remove the cause of the damage, the less damage you will have. Wipe up any

spills immediately. "Actually, wipe isn't the right word," Lamberson says. "Blot the spill up, and always use a clean absorbent cloth."

The most serious accidents are those that involve nail polish, milk, perfume, medicines or anything that contains alcohol. If left too long, both milk and alcohol tend to soften a finish.

After you blot up the spill, rinse with a damp cloth to be sure all spilled liquid has been removed. Be sure to dry the surface

thoroughly, always with a clean absorbent cloth and always wiping with the grain. Then apply wax or polish over the entire surface, not just where the spill occurred.

White spots caused by alcohol can be removed by a creamy paste or ordinary baking soda and a good paste wax. Rub the mixture with your fingertips until the spot disappears. Wipe off, clean with a damp cloth, and repolish.

If the white spots were caused by hot dishes, as is often the case, rub the area with a soft cloth damp-

ened with a few drops of mineral oil. Then, as always, rub vigorously with a clean, dry cloth and wax.

Water marks will usually disappear when rubbed with camphorated oil. The same treatment can be used for milk stains.

If a stain still shows after one of these treatments, rub lightly with a little silver polish. Other simple remedies for white spots or rings are toothpaste, ordinary table salt mixed with oil, or a few drops of ammonia on a damp cloth.

Chicken dishes

(Continued from Page B6)

SPICY CHICKEN WITH WINE-MUSHROOM SAUCE

- 1 broiler-fryer chicken, cut
- 1/2 c. flour
- 1 t. salt
- 1/2 t. ginger
- 1/2 t. nutmeg
- 1/2 t. coriander
- 1/2 t. allspice
- 6 peppercorns, cracked
- 1/8 t. garlic powder
- 1/4 c. butter
- 1 T. olive oil
- 1 c. hot water

1 small can mushroom stems and pieces, not drained

In shallow dish, mix together flour, salt, ginger, nutmeg, coriander, allspice, peppercorns and garlic powder. Reserve 2 T. of mixture; to remainder add chicken, one piece at a time, dredging to coat. In large frypan, place butter and olive oil and heat to medium high temperature. Add chicken and cook, turning, about 15 minutes or until brown on all sides. Remove chicken from pan and set aside; drain off all but 2 T. of oil from frypan. Add reserved 2 T. flour mixture to oil, stirring to brown, about 1 minute. Slowly add hot water, stirring constantly to make a smooth sauce; add mushrooms and wine. Return chicken to frypan; cover and cook about 15 minutes, or until fork can be inserted in chicken with ease. For thicker sauce, remove lid and cook 5 minutes more.

DELICIOUS SURPRISE CHICKEN

- 1 broiler-fryer chicken, cut
- 1 T. cooking oil
- 1/2 c. chopped onion
- 1/2 c. chopped green pepper
- 1 clove garlic, sliced
- 1 t. salt, divided
- 1/4 t. pepper, divided
- 1/2 c. unsweetened pineapple juice
- 2 T. lemon juice
- 1/2 t. Worcestershire sauce
- 1/2 t. dry mustard
- 1/4 t. oregano

In large frypan, heat oil over high heat. Add chicken parts and cook about 10 minutes, turning until brown on all sides. Reduce heat to medium, push chicken to side of frypan and add onion, green pepper and garlic. Saute about 5 minutes, stirring often. Place chicken on top of vegetables and sprinkle with 1/2 t. of the salt and 1/8 t. of the pepper. In small bowl, make sauce by mixing together pineapple juice, lemon juice, Worcestershire sauce, mustard, oregano and remaining salt and pepper. Pour sauce over chicken, cover and simmer over low heat for 30 minutes. Remove cover and cook 10 minutes more or until sauce is thickened and fork can be inserted in chicken with ease. Serve with hot noodles.

National Broiler Council

Scratches on wood furniture can be hidden

YORK—Part of the beauty of fine wood furniture is the patina, or oxidation, it acquires through normal use.

Something else furniture acquires in most households is a series of nicks, scratches and dents, too noticeable to be chalked up to "patina."

A. Joan Lamberson, Extension home economist suggests several possible cures to hide those scratches.

First, try polishing with a scratch-concealing polish. Apply the polish to the scratch, then polish the entire surface, rubbing with the grain.

If that doesn't work, you may need to remove the wax with mineral spirits and apply a touch-up stick. These are available in all wood tones at most hardware and paint stores. Follow directions that come with the product.

A coloring crayon may be used to

hide rather deep scratches. Shoe polish in a tone to match the wood is an old favorite, Lamberson says. Another is half a nut meat, such as a Brazil Nut, Black Walnut or Butternut.


Sometimes dipping extra fine steel wool in paste wax and rubbing the surface very gently will hide a scratch or blemish. This

often works after nail polish or fresh paint has been spilled.

Dents, if not too deep, can be removed by placing a dampened blotter over the dented area and applying a warm, not hot, iron to the blotter. Redampen the blotter and repeat until the dent disappears.



READ LANCASTER FARMING FOR COMPLETE AND UP-TO-DATE MARKET REPORTS



Quality Building Systems


7 KEENER RD., LITITZ, PA. 17543
PH: (717) 626-5204

MERVIN MILLER

YOUR RELIABLE BUILDER

• DAIRY • BEEF • SWINE • POULTRY
• HORSE BARN • ALL PURPOSE BUILDINGS

Schuld Bins & Feed Systems



BUILDING SPECIAL
60' Wide by 120' Long Building

Cablevey Feed Systems As Low As **\$3.00** per Sq. Ft.




WELDING

STEEL FABRICATING MACHINE WORK

Angle shearing, bending, punching, notching, coping, plate shearing and flame cutting. Reasonable rates. Check our prices for steel and pipes. Hyd. Jack repair services. **DEALERS WANTED** for custom farm gates, hog troughs, steel bale rack wagons, free stall.

NOLT'S WELDING SHOP
Just off Rt. 222, Kempsville Rd.
R#3 Box 200, Kutztown, Pa. 19530
215-683-9540



At FARMERS FERTILIZER WORKS, INC.

You Get More Than Products And Service

YOU GET WHAT YOU PAY FOR

We Take Pride In Our Reputation

ONLY PREMIUM GRANULAR FERTILIZER with a guaranteed analysis for your crop and soil.

A QUALITY PRODUCT AND QUALITY SERVICE that offers a nitrogen mixture to give fast and slow release of nutrients, with secondary plant nutrients that are vital for plant growth.

Three Fertilizer Facilities To Serve You Better:

HOME OFFICE

365 W. Bainbridge St.
Elizabethtown, PA

BRANCH WAREHOUSES

Rt. 23 East Churchtown, PA

Queen Rd. Intercourse, PA (new location)

LIQUID NITROGEN - LIMESTONE - PESTICIDES


OUR NEW LOW PRICES FOR 1983 SEASON ARE NOW IN EFFECT

Call Collect (717) 367-1211


FISHER AND STOLTZFUS TRAILER SALES

717-768-3832 between 7 a.m. and 9 a.m.
or call **717-354-0723** after 6 p.m.
East of New Holland, Pa.


One Only




8x16 Dump Trailer
Was \$6,955
NOW \$5,995



8x24 Gooseneck Flatbed Trailer
Was \$3,495
NOW \$3,195



6x16 Stock Trailer
Was \$2,495
NOW \$2,395



6x16 Utility trailer
Was \$1,495
NOW \$1,195

Two 1 ton utility trailers