



Editor's Note: With this issue of Lancaster Farming we begin yet another endeavor to bring you, the industrious, creative and well-organized reader, a corner which we're sure is destined to become a favorite for many.

Look for this corner every week as you flip through Section B and give the crafts a whirl. Some weeks will offer sewing tips and other times you may find yourself growing bonsai plants or decorating glass. Always, there will be illustrations to guide you as you produce your craft.

So sit back this week and learn how to make Yo-yo mats and napkins; then include them on your Christmas list as an inexpensive but unique gift for a dear friend.

Yo-yo mats
Patchwork lovers will no doubt love "yo-yos." Like patchwork pieces, yo-yos are fabric scraps that combine to form placemats, pillows, other home accessories and unique fashions.

Despite the name, yo-yos don't really resemble the toys they're

named for. Rather, a yo-yo is a circle of fabric, stitched around the edges and gathered tightly. A finished yo-yo closely resembles a shower cap, only smaller.

To make yo-yo placemats or other projects, you simply arrange several yo-yos on a flat surface,

tack them together and press. Large squares of fabric make perfect matching napkins.

Here are directions for yo-yo placemats and napkins:

MATERIALS: Assorted fabric scraps, preferably cotton or cotton blends; compass; stain-retardant spray such as Scotchgard; sewing supplies; iron.

For two matching napkins; one-half yard cotton or cotton-blend fabric, or two 16x16-inch squares.

PREPARATION: 1. To avoid shrinkage, wash all fabrics twice. 2. Press fabrics.

CUTTING: 1. Using your compass, draw at least 50 5-inch circles on right side of fabric scraps. 2. Again using your compass, draw a 4½-inch circle inside each 5-inch circle. 3. Cut out 5-inch circle.

STITCHING: 1. On each circle, fold under ¼-inch hem, using your inner line to guide you. Baste. 2. Stitch down hem with long, gathering machine stitches or hand-sewn running stitches (a). 3. Gather stitches tightly. Tie loose ends together (b).

ASSEMBLING PLACEMATS: 1. Press each yo-yo flat. 2. Arrange yo-yos to form a placemat, approximately 13x17 inches. 3. Tack

yo-yos together where they touch one another. 4. Spray mats with stain retardant.

NAPKINS: 1. For each napkin, cut one 16x16-inch square. 2. Turn under ½-inch hem. Baste. 3. Turn under additional ¼-inch hem. Machine-stitch hem in place.

IMPCO meetings

SOUTHAMPTON—The October calendar for Inter State Milk Producers' Cooperative continues to fill with district meetings.

On Tuesday, October 5, the cooperative has scheduled two dinner meetings. In Perry County, District 16 will gather at 7:15 p.m. at the Center Presbyterian Church, west of Loysville. Members of District 14 locals will assemble at 7 p.m. at the Montour-Delong Fairgrounds, Route 254 west of Washingtonville.

On Thursday, October 7, the District 24 Central York County and Delta Locals will hold their annual dinner meeting, at 7:15 p.m. at the Winterstown Fire Hall in Winterstown.

ZIMMERMAN

HOLLANDER RD, RD3
NEW HOLLAND, PA
17557
717-354-9611

MANUFACTURING CORP.


DAIRYMEN:
Auger Systems For
Emptying Manure Pits
NOW AVAILABLE



WAGON GEAR



AIR-O-MATIC
VENTILATION SYSTEMS



PORTABLE ELEVATORS

Call For Prices And Your Local Dealer

EXCELLENT QUALITY SEEDS

BARLEY

- CERT. BARSOY
- CERT. PENNRAD

WHEAT

- HART • REDCOAT
- TITAN

RYE - CLEANED

- LARGE OR SMALL GRAIN
- BULK OR BAG

★ TIMOTHY SEED
AVAILABLE ★

— ORDER EARLY —
Save With Reist Seed

REIST SEED COMPANY

Finest Quality Seeds (Since 1925)
Mount Joy, PA
Ph: (717) 653-4121

COMPLETE FARM PAINTING

INDUSTRIAL



RESIDENTIAL

COMMERCIAL

We Use Quality Paint

AERIAL LADDER EQUIPMENT

- Modern and Efficient Method
- Reasonable Prices
- Spray-On and Brush-In Method
- Sandblasting if Necessary

For Free Estimates Write or Call:

ESH SPRAY PAINTING
717-687-7007 or 687-8262

SPRAY-ON AND BRUSH-IN
PAINTER


637 Georgetown Rd.
Ronks, PA 17572



HS TARM

THE LEADER IN
WOOD/COAL
CENTRAL HEATING SYSTEMS

WE NOT ONLY
BUILD THE
BEST
BOILERS...



- 15 Different Models
- MASSIVE WATER VOLUME
- Over 50 years experience in home heating
- Ultra-efficient baseburning secondary combustion system (woodburning models)
- FREE hot tap water
- Automatic no hands switchover to backup fuel of your choice
- Rugged steel plate construction with fully insulated jackets (no freeze and crack worries like cast iron)
- Complete parts and service availability

...WE BACK THEM UP!
WITH OUR **20-YEAR LIMITED WARRANTY**

DETAILS AT YOUR AUTHORIZED HS TARM DEALER:

ALTERNATIVE ENERGY SYSTEMS

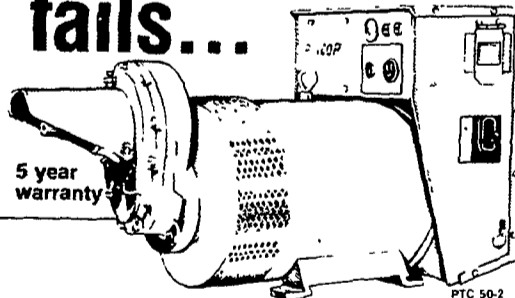
Allen Lawver

504 E. Main St., New Holland, PA 17557

PH: 717-354-0412

FREE HEATING SURVEY & ESTIMATE

when power
fails...



DEPEND ON

PINCOR

TRACTOR DRIVEN
ALTERNATORS

No one can match PINCOR—the new leader in farm standby power! Models from 15,000 thru 75,000 watts AC
■ Continuous and conservative output ratings ■ No aluminum wire, all copper wired and wound ■ Long life 1800 R.P.M. alternator operation ■ 5-Year parts and labor warranty ■ Lease purchase plan ■ Affordably priced

If you shop and compare you will buy PINCOR!

Haverstick Bros., Inc.

2111 Stone Mill Road
Lancaster, Pa. 17603
Call Us At 717-392-5722

WORK SAVER!



The Original
Garden Way®
CART

- Carries up to 10 times the load of a common wheelbarrow.
- Available in 3 versatile sizes.
- Full one year warranty.

Authorized Garden Way® Cart Dealer

Large Cart \$150 Med. Cart \$115

Hollinger's FARM MARKET, INC.

TWO CONVENIENT LOCATIONS:
1755 W. Main St. 222 E. Main St.
Ephrata, PA 17522 Cambeltown, PA 17010
Located on Route 322 Phone (717) 838-6021
Phone (717) 738-1131