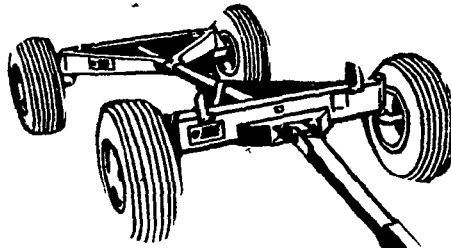


Anniversary Sale

A DISTRIBUTOR OF
CENTRAL TRACTOR FARM & FAMILY CENTER



Central Tractor WAGON GEAR
 by Electric Wagon

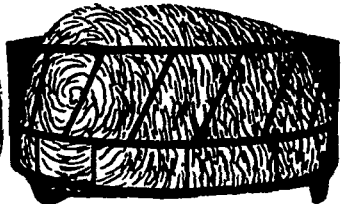
Featuring one piece steering rod all-welded construction rear hitch and pressure type grease fittings. Gear capacities are gross weight at farm tractor speeds. All units come with tires.

4 Ton 369⁹⁹
 80719-046 Reg. 399.99

6 Ton 439⁹⁹
 80726-046 Reg. 479.99


8 Ton 499⁹⁹
 80733-046 Reg. 539.99

9 Ton 579⁹⁹
 80741-046 Reg. 619.99



149⁹⁹
 Reg. 189.99 / SAVE 20.00
 17742-253

109⁹⁹
 Reg. 119.99 / SAVE 10.00
 17767-253



319⁹⁹
 Reg. 399.99 / SAVE 20.00
 25402-293

High Pressure Washer



55⁹⁹
 Reg. 59.99 / SAVE 4.00
 465-028

Converta Valve
 Can be used for either single or double acting cylinders by replacing plug included. Priced at 1500 psi. Vt. 9 lbs.



22⁹⁹
 Reg. 25.99 / SAVE 5.00
 1266-040

Swivel Jack

SAVE up to 1000
Hydraulic Cylinders

Up to 2500 psi. 1 1/2" cylinders have 31 1/2" retracted length. 2 1/2" stroke cylinders have 34 1/2" retracted length. 4" cylinder has 1 1/2" rod and 34 1/2" retracted length.

Barn Door Track

8 Ft. 12⁹⁹
 2498-224 Reg. 14.49

10 Ft. 15⁹⁹
 2497-224 Reg. 20.49

12 Ft. 18⁹⁹
 24871-224 Reg. 24.99



Save up to 1400
Heavy Duty 12 Oz. Tarpaulins

As Low As **19⁹⁹**



Save up to 800
Poly Tarps

As Low As **3⁹⁹**



16' Wide 32⁹⁹
 12974-257

20' Wide 41¹²
 12975-257

24' Wide 49³⁵
 12976-257

28' Wide 57³⁷
 12977-257

HYDRAULIC HOSE
 1/2" Two Wire Braid Hose

4²⁹

Roller Chain
 10 Ft. ROLLS

REGULAR ROLLER CHAIN

Type	Chain	Pitch	Approx. Weight per Ft.	Roller	Stock No.	Reg.	SALE
40	1/2"	1/2"	24	4000-024	12.90	19.99	19.99
50	3/4"	3/4"	19	5000-024	18.90	19.99	19.99
60	1"	1"	16	6000-024	27.90	29.99	29.99
80	1 1/2"	1 1/2"	11	8000-024	36.90	39.99	39.99

EXTENDED PITCH ROLLER CHAIN

Type	Chain	Pitch	Approx. Weight per Ft.	Roller	Stock No.	Reg.	SALE
200	1 1/2"	1 1/2"	16	8000-024	16.90	19.99	19.99
250	1 1/2"	1 1/2"	8	8000-024	25.90	29.99	29.99

Save up to 6%
PLOW SHINS
 For Plow Bottoms using Blade Type Shares

As Low As **6⁸⁹**

Everyday Low Price
MOLDBOARDS
 All steel plow moldboards are furnished with bolts and are polished and dipped made of top quality solid steel.

For Plows With Throw-A-Way Shares

As Low As **36⁷⁵**

Rock Share
 BROKEN SHARE REPLACED FREE!
 As Long As Share Is Not Worn Out.

As Low As **7⁷⁹**

Twisted Chisel Spikes
 Uses 2 1/2"-2 3/4" spacing

739
 Reg. 7.79 / SAVE 5%
 18085-002 Right Hand
 18086-002 Left Hand

Straight Chisel Spikes
 2 1/2" x 17" for 22" share.

749
 Reg. 7.99 / SAVE 6%
 12785-011 2 1/2" Spacing
 12786-001 2 1/2" Spacing

Heat Treated Plain Disc Blade

Size	Reg.	SALE
18" x 11" gauge	12.99	12.99
24" x 11" gauge	17.99	17.99
30" x 11" gauge	22.99	22.99
36" x 11" gauge	27.99	27.99
42" x 11" gauge	32.99	32.99
48" x 11" gauge	37.99	37.99
54" x 11" gauge	42.99	42.99
60" x 11" gauge	47.99	47.99
66" x 11" gauge	52.99	52.99
72" x 11" gauge	57.99	57.99
78" x 11" gauge	62.99	62.99
84" x 11" gauge	67.99	67.99
90" x 11" gauge	72.99	72.99

Notched Blades

Size	Reg.	SALE
18" x 11" gauge	12.99	12.99
24" x 11" gauge	17.99	17.99
30" x 11" gauge	22.99	22.99
36" x 11" gauge	27.99	27.99
42" x 11" gauge	32.99	32.99
48" x 11" gauge	37.99	37.99
54" x 11" gauge	42.99	42.99
60" x 11" gauge	47.99	47.99
66" x 11" gauge	52.99	52.99
72" x 11" gauge	57.99	57.99
78" x 11" gauge	62.99	62.99
84" x 11" gauge	67.99	67.99
90" x 11" gauge	72.99	72.99

Common BRIGHT NAILS
49¢ Lb.

3 Point Tractor Blades

6' 30 Hp Rating 129⁹⁹
 20250-157 Reg. 148.99

6' 35 Hp Rating 169⁹⁹
 22229-157 Reg. 189.99

7' 35 Hp Rating 189⁹⁹
 22225-157 Reg. 209.99

329
 Reg. 3.99 / SAVE 17%
 23012-047

Certified SMV Emblem

649
 Reg. 7.75 / SAVE 1.26
 9789-054

Seat Cushions

389⁹⁹
 Reg. 44.97 / SAVE 5.98

Hi-Lift Jack

769
 Reg. 8.29 / SAVE 1.60
 10566-062

Hydraulic Coupler
 Complete coupler for 1/2"

159
 Reg. 1.85 / SAVE 15%
 11422-133

Clear Heat Lamp

429
 Reg. 4.99 / SAVE 14%
 8268-025

Hanging Brooder Lamp

477
 Reg. 5.39 / SAVE 11%
 11562-141

Procaine Penicillin G

899
 Reg. 10.87 / SAVE 1.88
 18700-138

BC-TYPE

1299
 Reg. 15.48 / SAVE 2.50
 18702-138

ABC Type

2299
 Reg. 27.58 / SAVE 4.60
 18715-138

2A 408C Fire Extinguisher

199
 Reg. 2.29 / SAVE 10%
 1622-088

1 Lb. d-Con

597
 Reg. 6.27 / SAVE 5%
 10008-141

Combiotic

899
 Reg. 10.87 / SAVE 1.88
 18700-138

BC-TYPE

1299
 Reg. 15.48 / SAVE 2.50
 18702-138

ABC Type

2299
 Reg. 27.58 / SAVE 4.60
 18715-138

2A 408C Fire Extinguisher

199
 Reg. 2.29 / SAVE 10%
 1622-088

1 Lb. d-Con

597
 Reg. 6.27 / SAVE 5%
 10008-141

Combiotic

899
 Reg. 10.87 / SAVE 1.88
 18700-138

BC-TYPE

1299
 Reg. 15.48 / SAVE 2.50
 18702-138

ABC Type

2299
 Reg. 27.58 / SAVE 4.60
 18715-138

2A 408C Fire Extinguisher

199
 Reg. 2.29 / SAVE 10%
 1622-088

1 Lb. d-Con

597
 Reg. 6.27 / SAVE 5%
 10008-141

Combiotic

899
 Reg. 10.87 / SAVE 1.88
 18700-138

BC-TYPE

1299
 Reg. 15.48 / SAVE 2.50
 18702-138

ABC Type

2299
 Reg. 27.58 / SAVE 4.60
 18715-138

2A 408C Fire Extinguisher

199
 Reg. 2.29 / SAVE 10%
 1622-088

1 Lb. d-Con

597
 Reg. 6.27 / SAVE 5%
 10008-141

Combiotic

899
 Reg. 10.87 / SAVE 1.88
 18700-138

BC-TYPE

1299
 Reg. 15.48 / SAVE 2.50
 18702-138

ABC Type

2299
 Reg. 27.58 / SAVE 4.60
 18715-138

2A 408C Fire Extinguisher

199
 Reg. 2.29 / SAVE 10%
 1622-088

1 Lb. d-Con

597
 Reg. 6.27 / SAVE 5%
 10008-141

Combiotic

899
 Reg. 10.87 / SAVE 1.88
 18700-138

BC-TYPE

1299
 Reg. 15.48 / SAVE 2.50
 18702-138

ABC Type

2299
 Reg. 27.58 / SAVE 4.60
 18715-138

2A 408C Fire Extinguisher

199
 Reg. 2.29 / SAVE 10%
 1622-088

1 Lb. d-Con

597
 Reg. 6.27 / SAVE 5%
 10008-141

Combiotic

899
 Reg. 10.87 / SAVE 1.88
 18700-138

BC-TYPE

1299
 Reg. 15.48 / SAVE 2.50
 18702-138

ABC Type

2299
 Reg. 27.58 / SAVE 4.60
 18715-138

2A 408C Fire Extinguisher

199
 Reg. 2.29 / SAVE 10%
 1622-088

1 Lb. d-Con

597
 Reg. 6.27 / SAVE 5%
 10008-141

Combiotic

899
 Reg. 10.87 / SAVE 1.88
 18700-138

BC-TYPE

1299
 Reg. 15.48 / SAVE 2.50
 18702-138

ABC Type

2299
 Reg. 27.58 / SAVE 4.60
 18715-138

2A 408C Fire Extinguisher

199
 Reg. 2.29 / SAVE 10%
 1622-088

1 Lb. d-Con

597
 Reg. 6.27 / SAVE 5%
 10008-141

Combiotic

899
 Reg. 10.87 / SAVE 1.88
 18700-138

BC-TYPE

1299
 Reg. 15.48 / SAVE 2.50
 18702-138

ABC Type

2299
 Reg. 27.58 / SAVE 4.60
 18715-138

2A 408C Fire Extinguisher

199
 Reg. 2.29 / SAVE 10%
 1622-088

1 Lb. d-Con

597
 Reg. 6.27 / SAVE 5%
 10008-141

Combiotic

899
 Reg. 10.87 / SAVE 1.88
 18700-138

BC-TYPE

1299
 Reg. 15.48 / SAVE 2.50
 18702-138

ABC Type

2299
 Reg. 27.58 / SAVE 4.60
 18715-138

2A 408C Fire Extinguisher

199
 Reg. 2.29 / SAVE 10%
 1622-088

1 Lb. d-Con

597
 Reg. 6.27 / SAVE 5%
 10008-141

Combiotic

899
 Reg. 10.87 / SAVE 1.88
 18700-138

BC-TYPE

1299
 Reg. 15.48 / SAVE 2.50
 18702-138

ABC Type

2299
 Reg. 27.58 / SAVE 4.60
 18715-138

2A 408C Fire Extinguisher

199
 Reg. 2.29 / SAVE 10%
 1622-088

1 Lb. d-Con

597
 Reg. 6.27 / SAVE 5%
 10008-141

Combiotic

899
 Reg. 10.87 / SAVE 1.88
 18700-138

BC-TYPE

1299
 Reg. 15.48 / SAVE 2.50
 18702-138

ABC Type

2299
 Reg. 27.58 / SAVE 4.60
 18715-138

2A 408C Fire Extinguisher

199
 Reg. 2.29 / SAVE 10%
 1622-088

1 Lb. d-Con

597
 Reg. 6.27 / SAVE 5%
 10008-141

Combiotic

899
 Reg. 10.87 / SAVE 1.88
 18700-138

BC-TYPE

1299
 Reg. 15.48 / SAVE 2.50
 18702-138

ABC Type

2299
 Reg. 27.58 / SAVE 4.60
 18715-138

2A 408C Fire Extinguisher

199
 Reg. 2.29 / SAVE 10%
 1622-088

1 Lb. d-Con

597
 Reg. 6.27 / SAVE 5%
 10008-141

Combiotic

899
 Reg. 10.87 / SAVE 1.88
 18700-138

BC-TYPE

1299
 Reg. 15.48 / SAVE 2.50
 18702-138

ABC Type

2299
 Reg. 27.58 / SAVE 4.60
 18715-138

2A 408C Fire Extinguisher

199
 Reg. 2.29 / SAVE 10%
 1622-088

1 Lb. d-Con

597
 Reg. 6.27 / SAVE 5%
 10008-141

Combiotic