

## Homemaker has handmade Christmas

(Continued from Page B2)

going to take lessons." Well, the time doesn't always seem to be so plentiful, but she is now taking voice lessons on a bi-weekly basis from an instructor she calls a "gem." She adds, "I tape the music and sing to the tape. I get the whole lesson on tape so I can learn from my mistakes."

She explains that one reason she pursues this hobby when time is a problem is that, "God has given us so many talents and we don't educate ourselves to use them. Never in our lifetime do we use the ability we're given. If in one area we can better ourselves and help someone else, then we should."

Directions for three craft projects follow. There's still time to make them to include with your holiday decorations and Barb reports that her whole family gets in on the act when she's making them. They may sound complicated, but they're not.

**Panda Bears:** For each panda, pompoms must be purchased either as ball fringe, yards or balls or individual pompoms. One panda requires two large white pompoms, four medium black ones, two small black ones and one tiny white one for the nose. Black felt

and tiny beads are needed, along with some plastic fish wire for hanging and a small amount of ribbon for a bow. Barb also made the pandas in brown with off-white pompoms and was pleased with the results.

Before assembling the bears, the pompoms should be fluffed in the drier. Barb cautions that the white balls and the black balls must be done separately, or there will be nothing but dirty gray pompoms for the project.

The small balls are simply placed on the larger ones with glue, and Barb suggests that the arms and legs be glued near the front, in a semi-circle, with just a small portion of the white pompom showing. The bead glued on the nose is somewhat smaller than the two beads glued on the felt for the eyes.

Add a fish line for hanging and a red bow for color and you have a charming little bear to hang on your tree or add to a package.

**Sweet Gum Character:** One of Barb's favorite ornaments is a salt dough character made from salt dough, a ball from the sweet gum tree and an acorn cap. This little fellow has a personality all his own, and Barb says he is not difficult to make.

First the recipe for the salt dough. Combine two cups flour, 1/2 cup salt and 7/8 cups water added slowly to the flour and salt. Form into desired shapes and bake slowly.

This little guy's head is formed from one large round ball and his arms are two small round balls. His feet are two small balls, flattened with indentations marked for toes. These features must be made in relation to a ball from a sweet gum tree. They are attached to the ball and then the character is put in a muffin tin to be baked in a very slow oven (150 degrees) for four hours. After they are baked, a fish line for hanging

and an acorn cap are glued on the head.

Features are then painted onto the face with poster or ceramic paints, and a little pink blush can be added to his cheeks by putting a small amount of paint on your fingertip. A small ribbon is tied in a loop to resemble a scarf and the little guy is ready to decorate any tree.


**Wreath:** A third creation of Barb's is made from eyelet lace, some pipe cleaner, pompoms and a small box. These pretty wreaths can be made almost any size and the pompoms colors can be chosen according to your wishes.

A pipe cleaner is inserted

through the base of the lace, and ribbon is wrapped around the end of the pipe cleaner before the ends of the lace are glued. Pompoms are glued on a fishline for hanging is added. These are simple, but a bright addition to trees and packages.

There is still time to undertake a special decoration for your tree. In fact, Barb confesses that she has not yet chosen this year's decoration of the year. She will soon get the project underway, however, and without a doubt her tree will be graced with a lovely ornament especially created for their 1981 Christmas celebration.

**DON'T  
BE  
SLOW**




**Call Now To Place Your  
CLASSIFIED AD**


Ph: 717-394-3047 or 717-626-1164

## HEADQUARTERS FOR A FULL LINE OF WOOD AND COAL STOVES

**Elmira Oval  
Wood or Coal Burning  
Deluxe Cook Stove**




**Enterprise  
Airtight  
Coal Furnace**




**Monarch  
Wood or Coal  
Furnace**



**Monarch Quality  
Airtight Wood or Coal  
Burning Add-A-Furnace**





**Enterprise  
Queen Cook Stove**




### Warm Morning Coal & Wood Heaters

**Wood Burning Circulator**



**Enterprise  
Coal Range**



### STOVE PIPE AND FITTINGS



**T-Joint  
Black Oxide or  
Galvanized Finish**



**Adjustable  
Elbow**

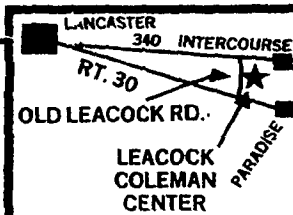


**Cast Iron  
Dampers**



**Round or Square  
Chimney Brushes**

### STOVE & FIREPLACE REPAIR PRODUCTS



**The SFB-3  
Wood Burning Boiler**



**Connects to any  
Hot Water System**


### STOP IN AND SEE OUR FULL LINE DISPLAY

- Heaters
- Coal and Wood Ranges
- Fireplaces
- Cast Iron Stoves

**LEACOCK COLEMAN CENTER**

89 Old Leacock Rd., RD 1 Ronks, PA  
Store Hours: Mon. thru Sat. 8-5; Tues. & Fri. Evenings till 8:30

## FURNITURE



**NEW  
&  
USED**

Recliners - living room suites, sofa beds, large variety of new bedroom suites in stock, dining room suites in oak, pine and maple, hutches, desks, bunkbeds, etc. Look for a few specials in new bedroom suites. Also good supply of Ashley wood and coal heaters, Warm Morning Stoves.

**SPRING AIR BOX SPRINGS &  
MATTRESSES - SOME GOOD USED  
FISHER'S FURNITURE**

BART, PA 17503  
RT. 896 IN GEORGETOWN  
Mon., Tues., Wed. & Sat. 8-5; Thurs. & Fri. 8-9

## SHINDIG IN THE BARN PRESENTS:



**THE LEWIS FAMILY**  
from Lincolnton, GA

**PLUS JOHNSON  
MOUNTAIN BOYS  
SATURDAY, DEC. 5**

Show Time 8 P.M. — Doors Open 6:30 P.M.

Adults \$5 plus tax

Children 6-12 \$2.50 plus tax

Under 6 FREE

**Held At The Guernsey Barn  
5 Miles East of Lancaster  
on Rt. 30**

Coming

**SATURDAY, FEB. 27  
JIM & JESSIE and  
THE VIRGINIA BOYS**