

GET THAT HEAVY CORN CROP INTO THE SILO WITH EASE!


Choose One of the Fine SPERRY NEW HOLLAND Harvesters Shown Below

And Pick the Finance Program That Suits Your Need:

1. FREE FINANCE 'TIL AUGUST '82
- OR
2. INTEREST RATES AS LOW AS 13.9%

707 Forage Harvester

GET EXTRA-PERFORMANCE FEATURES IN A TRACTOR-MOUNTED HARVESTER.



The Sperry New Holland Model 707 forage harvester is an economical, tractor-mounted harvester that features a rugged 9-knife cutterhead, built-in knife sharpener and extra strength all over! This highly maneuverable harvester gives you excellent traction in wet fields. It's also available with windrow pickup.


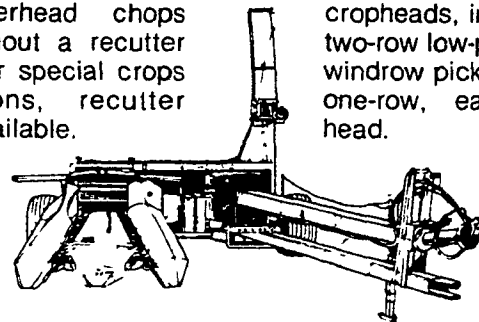
782 Forage Harvester

HEAVY DUTY FROM HITCH TO SPOUT.

The Model 782 is built for heavy-duty performance. The 12-knife cutterhead chops uniformly, without a recutter screen. But for special crops and conditions, recutter screens are available.

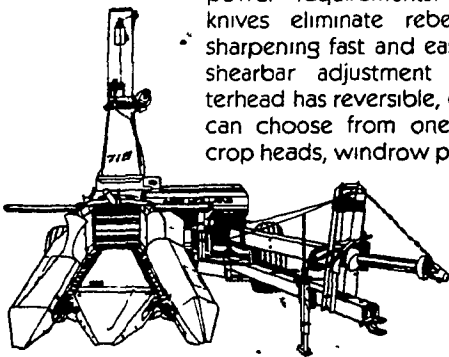
Check these outstanding features: Exclusive underbeveled knives eliminate the need for rebeveling. Flip-up feedroll makes shearbar adjustment easy. Choice of 540- or 1,000-rpm driveline.

You have a big choice of cropheads, including one- and two-row low-profile cropheads, windrow pickup, sicklebar and one-row, ear-corn snapping head.



718 Forage Harvester

The country's best selling medium-duty forage harvester is the Model 718 from Sperry New Holland. You get a fine, uniform cut with low power requirements. Exclusive underbeveled knives eliminate rebeveling and make knife sharpening fast and easy. Flip-up feedroll makes shearbar adjustment easy. Twelve-knife cutterhead has reversible, double-edged knives. You can choose from one or two-row low-profile crop heads, windrow pickup or sicklebar.



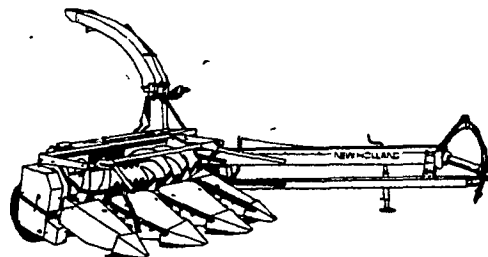
892 Forage Harvester

The Model 892 is the biggest capacity pull-type forage harvester offered by Sperry New Holland. Built for big tractor horsepower, the "892" will power through the driveline, and be used with tractors up to 175 horsepower.

The optional electronic metal detector — a Sperry New Holland exclusive — reduces harvester damage and can cut down on hardware disease. The "892" is available with 12-knife or 8-knife cutterhead. Exclusive underbeveled knives never need rebeveling and make knife sharpening fast and easy. Flip-up feedroll makes shearbar adjustment easy.


There's a big choice of crop heads, including the exclusive interchangeable 3-row crop head/windrow pickup, 2-row low-profile crop head, conventional windrow pickup, sicklebar and ear-corn snapping heads. Under-knife baffles increase capacity.

Like all Sperry New Holland machines, the "892" is backed by a service and parts system that's second to none.




1900 Forage Harvester

The 250-hp Model 1900 chopper features an exclusive electronic metal detector that reduces harvester damage, and helps cut down on hardware disease. Exclusive underbeveled knives never need rebeveling. Exclusive flip-up feedrolls make shearbar adjustment easy. Exclusive interchangeable cropheads — ideal for the farmer/rancher who chops both windrowed crops and row crops. Plus a big choice of other cropheads. Under-knife baffles increase capacity.



2100 Forage Harvester

The Sperry New Holland Model 2100 forage harvester features a 325-hp turbocharged six-cylinder Diesel engine. The 30-inch wide by 24-inch diameter 12-knife cutterhead features: exclusive underbeveled knives that never need rebeveling, exclusive metal detector to prevent harvester damage, and exclusive flip-up feedroll and hinged shielding for easy access. The "2100" can be ordered with a six-row cornhead or 14-ft. sicklebar — both the largest in the industry. The Whopper Chopper is designed and constructed for the ultimate in capacity and durability.



DON'T BE MISLED!
All Sperry New Holland
P.T. & S.P. Harvesters have
DOUBLE EDGED KNIVES
FOR TWICE THE LIFE!