

## 8640 4-W-D



### Heavy-duty power for heavy-duty work

You're talking big jobs when you consider the potential of 275 engine hp/225 PTO hp. And big jobs require a heavy-duty tractor. That's why we're pleased to tell you about the John Deere 8640.

We have this tractor in stock at a 1980 price and it is ready for delivery. Ready to sell at 5% above dealer net. Call for price today.


SAVE UP TO  
25% ON  
GENUINE  
JOHN DEERE  
FILTERS



All filters may look alike on the outside, but it's what's inside that counts. John Deere filters — engine oil, air, fuel, hydraulic and coolant conditioner filters — are built to specifications set by John Deere engineers who understand your equipment. And production runs are checked regularly to make sure they provide the protection your equipment needs.

Don't take chances with your equipment. Stock up on quality filters soon.

## PERFORMANCE PROFILE



### John Deere's 70-hp 2640 offers high-torque performance


John Deere offers real performance in the 2640 — a tractor famous for its 70-hp lugging ability. Big hitch lift capacity, an electronic instrument panel and a completely adjustable seat round out really tough performance. An 8-speed collar-shift transmission is standard and is available with an optional direction reverser or a Hi-Lo option that doubles your choice of speeds. For real 70-hp performance, stop in for more information on the John Deere 2640.

One tractor left in stock at a 1980 price.

# Harvest Time SPECIAL VALUES

on these harvesting machines

Boost speed and grain savings on slopes to 18 percent with a John Deere SideHill 6620



On slopes as steep as 18 percent the John Deere SideHill 6620 Combine eliminates the need to slow down to prevent crop loss. Automatic separator leveling from feeder house through cleaning shoe lets you make full use of combine productivity. As the separator levels the header pivots to parallel the ground.


You get a 145 hp 466 cubic inch diesel engine. The cylinder width is 44 inches. The 14-bar concave adjustable finger bar and one-to-one beater to cylinder speed provide a smooth flow of material through the separator area. Straw walkers are 150 inches long. There's the Sound Gard™ styled cab with Personal-Posture™ seat for your comfort.

Matched platforms with flexible cutterbar come in sizes from 13 to 22 feet with rigid cutterbar from 13 to 22 feet. And there are 4 and 6 row corn heads and row crop heads. Improve your productivity on the slopes. See us now.

### USED MACHINES

- JD 4020 tractor with tricycle front end, 95 HP, just overhauled.
- JD 3020 tractor with tricycle front end, 70 HP, just overhauled.
- 1070 Case Agri-King tractor with wide front end, 1975 model, exc. cond.
- IH 544 IH tractor with wide front end.
- JD model G tractor, \$850.
- 680 Case loader tractor, \$3500.
- JD 46A loader, exc. cond., \$950
- JD 48 loader, good cond., \$150.
- NH 270 baler with thrower, good cond., \$1150.
- JD 14T baler.
- JD 7700 combine, good cond. with 13' flex head platform, 1974 model, \$28,000.

The Powr-Mizer Forage Harvesters — the capacity you've wanted with the horsepower you already have



Squeeze extra work out of your tractor with the power-stingy 3940 and 3960 Forage Harvesters. Power-efficient features start with the 36- or 48-knife Dura-Drum™ cutterheads. These extra knives shear your crop into a fine-cut, uniform forage. And you can keep the knives cutting at peak performance with the quick-adjust stationary knife. Easy-access design lets you save your back and your temper, since there's no stooping and no shield removal. It only takes a wrench and less than 3 minutes to get an accurate adjustment.

Power efficiency continues with a special 2-speed blower. One speed lets you power through tough crops, like haylage, while the slower setting conserves energy on easy-to-blow crops.

Come by and see all the Powr-Mizer features on the 3940 and 3960 Forage Harvesters.

**BUY NOW... PAY NO FINANCE CHARGES ON NEW AND USED TRACTORS UNTIL MARCH 1, 1982**

## OXFORD GREENLINE

7:30 A.M. - 5:00 P.M. Thru Fri.  
7:30 A.M. - 12:00 P.M. Sat.

RD1, Oxford, PA  
215-932-2753  
215-932-2754



John Deere design, dependability and dealers make the difference