


THE WEAVERLINE SERIES 300 BATTERY-POWERED FEED TRANSPORT CART!

TWO SIZES:
24 BUSHEL MODEL 323
30 BUSHEL MODEL 330




Check These Advanced-Engineering Features




PROVEN UNLOADING-DRIVE LINKAGE

Smooth-running roller-chain and belt-drive combination provides 6 conveyor speeds plus individual on-and-off control of upper and lower sets of augers.



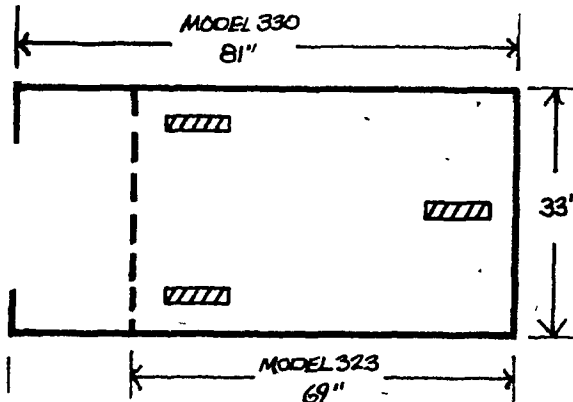
CONTROLLED UNLOADING

Apron conveyor and two pairs of augers can be controlled individually. Upper augers prevent bridging. Lower augers and conveyor control discharge flow.



CONVENIENT POWER PACK

Weaverline 4-unit battery pack provides plenty of transport and unloading power. Batteries roll out either side of quick servicing. To charge, just plug into charging receptacle from any 115 volt AC power source.



FOR MECHANIZED DAIRY FEEDING!

Cut your labor costs with this modern Weaverline material-handling system. Built to stand up to years of heavy loads, Weaverline Series 300 feed-transport carts are designed with larger discharge augers, more auger clearance, extra-heavy steel bottoms, stronger conveyor shafts and heavy-duty bumper guard shields. For a dairy feeding system that demands minimum maintenance and service, specify Weaverline. See these new Series 300 transport carts at your dealer. Or write Weaverline Corporation, Churchtown, Pennsylvania 17510. Telephone (215) 445-6724.

TWO MODELS

For maximum capacity, the larger Model 330 measures 81 inches long, 33 inches wide and holds 30 bushels. For tight corners, the compact Model 323 69 inches long and 33 inches wide. Holds 24 bushels. Tricycle running gear makes both units easy to turn—easy to guide.

RYDER SUPPLY
CO.

539 FALLING SPRING ROAD, P.O. BOX 219
CHAMBERSBURG, PENNSYLVANIA 17201
PHONE 717-263-9111