

York Co. DHIA


(Continued from Page D16)

Natasha	3	1-11	305	13,220	3.9	514
Avalong Farms Inc.						
Panda	2	8-8	305	14,268	3.7	525
Lucy	2	8-1	305	11,176	4.6	509
Decca	2	10-4	305	14,308	4.5	642
Gladys	2	5-11	305	12,710	5.2	664
Katrina	2	2-11	305	13,932	4.6	645
Philip R. Stambaugh						
Adele	3	4-11	293	14,341	3.8	541
Chloa	3	4-8	293	14,878	4.7	698
Paul R. King						
Sapphir	3	11-0	305	19,607	4.4	872
Beauty	3	5-3	305	20,956	3.7	770
Crocker	3	3-2	281	14,959	4.3	639
Wayne B. Mummert						
17	3	5-11	285	16,789	4.2	702
25	3	5-6	305	17,895	3.5	621
26	3	5-2	260	19,821	3.7	729
98	3	2-9	305	18,393	3.8	708
61	3	2-10	305	18,432	3.9	726
19	3	2-11	294	17,737	3.1	547
75	3	2-11	294	15,866	3.4	532
Desota & Robt. Burchett						
35	3	4-2	305	14,359	3.7	529
111	3	4-10	305	18,072	3.5	635
67H	3	2-4	305	15,271	3.7	558
13H	3	2-2	305	13,221	4.0	524

Date & Daria Doll						
Carrie	3	8-5	305	15,382	3.7	563
Cora	3	7-11	305	15,862	3.6	564
Jewel	3	7-6	305	17,490	3.1	549
Leslie	3	6-7	301	13,687	4.1	561
Amy	3	3-4	274	15,803	3.5	550
D. Fantom & E. Gordon						
Doris	3	6-10	305	13,122	4.2	547
Darcy	5	3-0	305	14,281	4.4	635
Brenda	5	4-11	305	13,383	4.0	536
Lynn Wolf						
Goldie	3	3-9	305	18,542	3.2	602
Ila	3	1-11	305	17,245	3.4	584
Iola	3	2-0	301	16,965	3.5	596
Ina	3	2-1	305	15,005	3.8	573
Inka	3	2-3	305	15,482	4.2	644
Ike	3	1-11	305	15,906	3.2	512
Melvin R. Lehr						
7	3	6-4	302	14,121	3.6	514
29	3	5-11	305	18,695	3.7	698
51	3	2-4	296	12,587	4.4	553
Horace E. Heindel						
183	3	6-11	305	14,874	4.1	607
200	3	6-4	305	16,148	3.2	521
Carl Anderson						
48	3	7-0	284	15,585	3.8	588
18	3	6-1	305	18,170	2.9	520
10	3	5-10	305	15,056	3.9	592
Elvin R. Deiter						
Peggy	3	3-4	305	14,562	4.4	647
John H. Doll Jr.						
Elsie	3	6-0	305	21,129	2.6	542

Charles Hertz & Son						
Penny	3	5-11	305	15,221	3.8	578
Missy	3	4-5	305	14,155	4.0	573
Wayne L. Sweitzer						
Renee	3	7-4	305	16,218	3.6	582
Kenneth L. Rexroth						
Wildfir	3	10-1	305	16,813	4.0	666
24	3	9-11	305	17,430	3.5	615
42	3	7-0	305	15,700	4.0	631
79	3	4-9	305	16,358	4.3	699
57 A	3	2-8	305	15,794	3.5	560
115 A	3	2-11	305	19,015	3.5	664
65 A	3	2-3	305	14,673	3.9	572
Richard E. Stough						
Lois	3	8-11	305	20,310	3.8	776
Mable	3	5-2	294	16,584	3.7	616
Rick L. Cook						
Flashy	3	11-0	283	16,172	3.7	601
Rose	3	8-7	305	14,495	4.2	609
Lucky	3	6-0	279	15,231	3.7	556
Penny	3	5-10	305	16,933	3.9	653
Party	3	4-1	305	19,767	3.7	723
Marla	3	2-11	305	14,118	3.8	532
J. Donnell Taylor						
Happy	3	6-1	277	15,263	3.6	549
Elvin G. Molison						
30	3	7-9	300	14,701	4.2	612
65	3	6-8	305	17,381	3.6	625
7	3	3-11	305	16,561	4.0	662
41	3	4-4	305	16,183	3.8	612
33	3	3-5	305	18,214	3.5	636
Daryl L. Bair						
Dolly	3	4-11	305	21,703	3.1	662
Corinne	3	4-2	305	18,104	3.1	559
Monica	3	2-0	305	15,056	3.4	518
Regina	3	4-3	305	20,476	2.8	566
John D. Adams						
27	3	4-4	261	12,496	4.3	539
108	3	5-7	278	13,852	4.5	619
66	3	4-10	305	17,310	3.5	611
Smokey Hollow Farm						
116	3	8-2	303	20,157	4.0	808
33	3	8-2	305	17,980	3.5	629
Honeycrest Fm.						
Aster	2	7-7	305	14,336	3.9	558
H Cirbe	2	4-10	305	13,105	5.0	660
Darlene	2	5-2	305	12,845	5.5	703
Manita	2	3-9	305	14,576	5.1	750
Bertie	2	2-11	281	10,526	4.8	505
Daria	2	2-0	305	10,653	4.7	504
Mervin W. Hertzler						
Lavern	2	4-2	305	10,979	5.1	561
Arleta	2	4-1	301	11,577	4.6	536
Reta	2	5-5	305	10,210	5.0	513
Joyelle	2	3-2	305	9,923	5.7	562
Ianya	2	3-1	305	12,365	4.5	558
Renita	2	2-11	305	10,934	5.5	601
Carmine	2	3-1	305	12,944	5.0	650
Leonard W. Greek						
Echo	3	5-11	305	21,296	3.7	791
Mandy	3	3-4	305	22,361	3.4	754
Lucious	3	5-9	305	15,586	4.7	735
Kandy	3	2-4	305	13,657	3.7	502
Gary W. Thoman						
6	3	4-6	300	19,257	3.5	682
Jenny	3	5-0	292	14,325	4.2	596
Diana	3	6-0	305	13,848	4.1	572
Betty	3	4-5	305	18,955	3.2	609
Hopeful	3	4-4	305	16,094	3.2	515
Dina	3	3-0	305	11,848	4.3	515
B. Robert Charles						
Fawn	3	10-1	264	14,205	3.8	539
Kitty	3	8-9	305	15,589	4.0	623
Dawn	3	3-4	305	20,189	3.7	750
Erin	3	2-1	305	15,999	3.7	587
R&M Farms						
38	3	2-1	305	15,050	3.9	593
33	3	2-1	305	13,406	4.3	582
35	3	2-1	305	13,968	3.6	506
Laverne & Judith Hess						
29	3	8-0	305	17,274	3.2	547
54	3	5-1	305	16,877	3.1	526
Edwin L. Cathoun						
106	3	5-1	188	12,827	3.9	506
74	3	2-0	305	12,759	4.2	531
Eugene B. Taylor						
Lori	3	4-6	305	16,453	3.5	570

(Turn to Page D18)



CUSTOM MADE FEED BINS

- Made of 14 Gauge Steel
- Longer Taper for Easier Flow
- All welded seams which make it water proof and rodent proof
- Can be installed inside or outside building
- Most installations can be made without auger



WILL DELIVER AND INSTALL ANYWHERE
FOR FREE ESTIMATE CALL

BETZ'S WELDING SERVICE

717-345-4854
Home: 717-345-3212

We Sell, Service & Install
Bucket Elevators, Grain Augers, M-C Grain
Dryers, Distributors, Pipes & Accessories.

UTILITY SHEDS



Features:

- Treated Skids
- Studs on 16" Centers
- Exterior 5/8" Plywood Floor
- White Pine Trim on Door
- Reinforced Door
- 240 lb. Shingles in Back
- Window 18x21"
- Aluminum Corners
- Exterior 5/8" Plywood Roof
- 4' Door

Top Quality Workmanship
Will build any size. Your choice
of color for roof, sides, and trim.

—Wholesale & Retail

ZOOK'S UTILITY SHEDS

717-442-9811

WIC MOTORIZED SILAGE WAGON WITH HYDROSTATIC SPEED CONTROL

A GREAT IMPROVEMENT ON EFFICIENCY


The NEW Hydra-static speed control gives you a choice of speeds from slow to fast. With a touch of the pedal the wagon moves forward or backward; release the pedal and it automatically brakes. You also have a regular feed discharge or a 40-inch high discharge from one or two sides. The WIC Silage Wagon is operated by gas or electric and available in 30-, 45- or 52-bushel sizes. With the 16-inch wheels it goes wherever you want to take it.

★ Electric or Gas Operated

A GREAT IMPROVEMENT ON EFFICIENCY


★ Regular Feed Discharge or 40" High Feed Discharge

No Competitor Can Beat The Wic Choppers For Performance And Cost




ELECTRIC BEDDING CHOPPER

Wic also makes an electric 200 volt a.c. chopper or a 24 volt d.c. battery operated chopper including an automatic charger. These two models are equipped in the factory with a manual starter panel and are protected by fuses to diminish risk of accidents. Very quiet, these bedding choppers are mostly used on small or medium sized farm. As well as being mobile the 220 volt a.c. model can be installed stationary. Motor 220 volt a.c. 3 h.p. 24 volt d.c. 2 1/2 h.p.



GAS BEDDING CHOPPER

The gas powered bedding chopper is the most popular on the market. Its operation is simple and it handles easily. Equipped with a Honda 4-stroke gas engine the Wic bedding chopper insures maximum output while in use. Motor 5 7 or 10 h.p. 4 stroke Honda. Starter 5 h.p. manual and 7 and 10 h.p. manual or electric start.



POWER TAKE OFF BEDDING CHOPPER

Wic has perfected a three point hitch PTO chopper activated by the power of your tractor. Easy to install, it is ideal for free-stalls, or in strawberry fields for mulching purposes.

DISTRIBUTOR - **PAUL HORNING**
R.D. 1, Stevens, PA 17578 215-267-7208