


GEHL

750 forage harvester

Here's a mid range performer at an economical price designed for use with tractors from 70 to 120 hp. 540 and 1000 rpm drives available. You get direct feed flow from the cylinder into the blower. The cylinder is actually set into the blower compartment, speeding material flow. Eight heavy, tungsten-carbide faced knives at 800 rpm give 6,400 cuts per minute. Attachments include 1 and 2 row corn heads, hay pickups or mower bar. Knife sharpener is just one of the many options available.

Waiver of Finance till May 1, 1982




GEHL

1250 forage harvester

This is the capacity giant—a heavy duty forage harvester designed to handle tractors up to 250 hp, with capacity at lower levels as well! Giant 25 1/2" cutting cylinder and nine knives make short work of big jobs. Unique 6 paddle, 24" spinner delivery system keeps crop moving from cylinder to trailing box. New one side cutterbar adjustment—the easiest adjustment system available anywhere—is standard. Crop attachments include 2 and 3 row corn heads, 6 hay pickup, snapper head, water tank and swinging auger feeder for high moisture corn.

Waiver of Finance till May 1, 1982



GEHL

1000 forage harvester

The 1000 features Gehl's exclusive spinner delivery system, giving you high capacity in a heavy duty forage harvester. With no cross augers to plug, you get continual flow of material from the large 21" cylinder into the off set 36" blower. Standard features include the in-head hydraulic knife sharpener, positive down stop for total attachment operating height control, one-way shear-bolt protection, and a wide choice of attachments. The 1000 is designed for efficient operation with tractors from 80 to 170 hp. 540 or 1000 rpm drives available.

Waiver of Finance till May 1, 1982



GEHL 640

6x16 w/3 BEATER
8 ton Gear w/11L x 15 tires
Serial # 2906

\$3,497⁰⁰

SPEED KING TRANSPORT AUGERS With Flexi-Boot Hoppers Are Ideal To Move Grain and All Kinds of Feeds... Quality Built At Reasonable Prices.



Sizes In Stock:

6"x27' long	8"x34' long	8x65' long
6"x34'	8"x41'	8"x72'
6"x41'	8"x40'	10"x41'
6"x46'	8"x53'	10"x51'
6"x53'	8"x60'	10"x61'
8"x27'		

★ GET YOUR SPECIAL DEAL NOW!

★ PLUS...A SPECIAL DISCOUNT IF YOU TOW AWAY FROM OUT LOT



CASE Model D-15 DISC HARROW

9 ft. 3 in. wide cut, Double Offset, with Rock Flex Bearing Hanger


1 Only **\$2900⁰⁰**




Hidden rocks? Optional Shock-Sorb gets you around the problem! Spring steel "shocks" provide the give that protects blades against rocks and other underground obstructions. Helps keep you plowing ahead! Feather disk standard on rear gangs.

IN STOCK: Glencoe™ LANDOLL Case Soil Saver

ALL PULL TYPE MACHINES IN STOCK WITH HOSES TO TRACTORS, SET UP & READY TO GO



Landoll 6'8" Cut **\$3550** Case 8'9" Cut **\$4580**
Glencoe 6'8" Cut **\$3700** Case 11'3" Cut, Demo **\$5300**



NEW KOOLS KB-57
The Super High Throw Baler

1 Only **\$1889**

Forage blower features a husky 56 3/4 inch, six-bladed adjustable fan assembly. Shaker pan — available with optional magnet — provides even crop flow. Shut-off clutch stops shaker pan and auger. Heavy duty PTO at 540 RPM is standard.

Specifications


PTO RPM, 540; Fan diameter, 56 3/4"; Fan weight, 224 lbs.; Fan MPH - tip speed, 91; Blower weight 1115 lbs.

Case FIELD CULTIVATORS

Are Ideal To Prepare Your Fall Seeding Grounds
"A Lot Of Machine For The Money"

EARTH SHATTERING TILLAGE TOOL FROM CASE


Field Cultivator Wing Hydraulic Fold 22 Pt. Wide **\$6400**
Transport Width 12 ft.
Cylinder and Hose to Tractor



Wings fold hydraulically for handy transport and turning in the field. They can be pinned for safety and to take the load off the cylinders in transport. The long, sturdy double hitch pole adds stability to wide models, eliminates wobble in rough fields, absorbs the strain of trailing planters or fertilizer nurse tanks.

New Heavy Duty Transport, 12 1/2 Cut **\$2125**
New Heavy Duty Transport, 13 1/2 Cut **\$2255**

Gehl 135 Mix-All®



135 bushels of capacity in new, hydraulic Mix-All 21" mill with 66 reversible hammers hydraulically driven. Infeed attachments include swinging auger feeder, feed roll, and power bale feeder that takes 4 1/2 standard bales per minute! Entire unit unloads in just 5 minutes! Options include choice of screens, electronic digital or analog scale. Waiver of finance on this unit till December 15, 1981.

IN STOCK

MCCURDY GRAVITY BINS




STANDARD GRAVITY BINS, F.O.B. our lot.

• Auger Attachments, Side Boards and Hydraulic Augers available.

THREE SIZES IN STOCK

BEHLEN CORN CRIBS



Model EXL 115
1515 Bushel
Plus extra area in Roof

CALL US FOR OLD PRICE INVENTORY WHILE THEY LAST




BINKLEY & HURST BROS.

133 Rothsville Station Rd., Lititz, PA 17543 Ph: (717) 626-4705
Business Hours: Mon. - Fri. 7 AM to 5 PM; Sat. 7 AM to 11:30

★ Call Before 5 P.M. For Evening Parts Pickup
★ We Ship Parts Same Day, UPS Anywhere

NEW DEMO GEHL MODEL 4500 HYDROSTATIC SKID LOADER



With Ford 4 cylinder gas engine, self leveling loader, 10:00x16.5 tires, 40 H.P., 65" wide bucket, T bar control, 1 only.

\$11,800

With Waiver of Finance and No Interest Till Dec. 15, 1981