


# Cumberland Co. DHIA

(Continued from Page C39)

OWNER	AGE	LBS. MILK	% FAT	LBS FAT
Sandrod Farms				
51	5	21,690	3.4	734
John W Weiler				
Holly	4	16,986	3.6	619
Oscar Nealy & Sons				
13	4	15,886	4.0	637
Berkheimer Farms				
48	9	20,208	3.7	757
53	4	17,292	3.5	600
13	4	19,071	3.2	613
12	4	19,872	3.3	659
129	3	15,742	3.9	620
139	3	16,212	4.1	671
126	3	15,777	3.8	605
Stambaugh Farms				
68	8	18,349	3.8	694
70	10	18,505	4.3	790
72	10	15,340	4.1	628
87	9	17,364	3.8	652
129	7	17,256	4.3	736
144	5	16,621	3.7	608
172	6	19,327	4.0	764
180	5	20,429	3.5	706
59	2	14,261	4.2	601
Fred & Chris McGillvray				
3	5	16,359	3.8	625
J Douglas Martin				
120	2	12,705	4.7	601
David S Miller				
Frieda	2	18,941	3.3	619
Mervin E Ruppert				
Sadie	8	17,105	4.0	679
Warren Nolt				
34	7	15,146	4.4	662
Clifford Chamberlin				
Flicker	3	17,128	3.8	658
Elma	4	18,395	3.3	608
Fred A Hoover				
Pansy	4	17,179	3.8	647
Daniel L. Martin, Jr				
7	2	17,000	3.9	660
Randall E Yost				
14	6	15,769	4.4	687
Jim & Laura Corbett				
49	3	12,436	4.9	612
M Thomas Sheaffer				
Rhonda	6	18,950	3.5	656
Lisa	5	15,744	3.9	613
Mamie	4	22,112	3.9	862
Star	4	21,178	3.4	723
Katrice	3	21,830	3.6	781
Jennie	3	20,984	3.9	822
Ina	3	23,298	2.8	642
Tillie	2	19,227	3.3	644
Rhoda	3	20,802	3.1	636
Mains Acres				
3	4	19,852	3.5	700
97	3	14,218	4.3	605
Lee A Hoover, Jr				
Verna	7	20,854	3.8	789
Coleen	4	16,221	3.9	637

OWNER	AGE	LBS. MILK	% FAT	LBS FAT			
Nevin Shughart	B3	29	100	61.1	3.6	2.19	
Ruth	B3	34	87	53.5	3.7	1.99	
Paul Basehore	B3	29	99	53.3	3.7	1.99	
Merle & Sharon Dice	B3	29	92	54.8	3.5	1.90	
Paul Strock	B3	43	89	55.6	3.4	1.89	
Alfred Gaisler	B3	36	90	50.0	3.8	1.88	
Mervin E Ruppert	B3	38	81	48.9	3.8	1.88	
Furman Landis	B3	3	56	92	49.4	3.8	1.86
M Thomas Sheaffer	B3	48	99	53.8	3.4	1.83	
Freshair Dairy Farm	B3	49	94	48.6	3.8	1.83	
J Shephard Wolff	B3	121	90	53.8	3.4	1.82	
Sundays Vallilea Fms	B3	44	80	51.8	3.5	1.82	
John F Stoltzfus	B3	57	92	47.2	3.8	1.82	
Paul O Dyarman	B3	31	94	50.0	3.6	1.81	
Richard Foreman, Sr	B3	46	92	51.9	3.5	1.80	
Glenn L. Myers	B3	75	90	45.5	4.0	1.80	
Roy L Coover	B3	40	90	51.2	3.5	1.79	
John E Lapp	B3	26	93	50.8	3.5	1.78	
Herbert B Shughart	B3	3	38	89	48.1	3.7	1.78
John M Lippert	B3	3	38	83	44.2	4.0	1.78
Kenneth E Zeigler	B3	60	92	47.6	3.7	1.75	
Samuel D Shenk	B3	29	86	50.9	3.4	1.74	
David S Miller	B3	32	95	46.3	3.7	1.73	
Fred b McGillvray	B3	3	30	87	49.4	3.5	1.72
Roy E Snoko	B3	56	88	48.3	3.5	1.71	
Carl Kelso, Jr	B3	52	87	46.1	3.7	1.70	
D Clinton Sauder	B3	32	83	47.8	3.5	1.69	
Harvey Newswanger	B3	158	87	42.9	3.9	1.69	
Milk Way farms	B3	49	93	48.7	3.4	1.68	
Heiser Farm Dairy	B3	32	97	47.8	3.5	1.68	
Lee A Hoover, Jr	B3	107	87	45.0	3.7	1.68	
Thrush Brothers	B3	49	85	45.2	3.7	1.67	
Elmer Gettle	B3	131	89	46.3	3.6	1.66	
Berkheimer Farms	B3	51	83	47.8	3.5	1.65	
Mark A Naugle	B3	39	89	45.9	3.6	1.65	
Allen B Martin	B3	84	88	45.4	3.6	1.65	
Robert Strock	B3	274	83	47.3	3.5	1.64	
Ashcombe Farms	B3	59	92	46.2	3.5	1.64	
Frank J Yost	B3	33	84	47.9	3.4	1.63	
Paul B Sensenig	B3	42	82	44.0	3.7	1.62	
Delmer E Cornman	B3	18	89	54.7	2.9	1.61	
Harry N Minick	B3	47	82	48.0	3.4	1.61	
Marlin Miller & Son	B3	61	86	44.7	3.6	1.61	
Lee G Davidson	B3	39	85	50.0	3.2	1.60	
Norman Hertzler	B3	52	94	46.5	3.4	1.60	
Carl L Lehman	B3	41	86	41.3	3.9	1.60	
Paul E Peffer & Son	B3	115	93	46.0	3.5	1.59	
C & G Smith	B3	72	91	45.8	3.5	1.59	
Donald & Dave Lehman	B3	65	84	43.9	3.6	1.59	
Leroy Showaker & Son	B3	39	82	39.0	4.1	1.59	
F & C McGillvray	B3	38	85	45.2	3.5	1.58	
Mervin E Ruppert	B3	58	83	43.6	3.6	1.58	
Glenn & Larry Souder	B3	34	92	43.3	3.6	1.58	
David E Lapp	B3	201	87	47.1	3.3	1.56	
J Brymesser & Sons	B3	45	90	46.0	3.4	1.55	
Leroy Chestnut	B3	169	93	40.9	3.8	1.54	
Stambaugh Farms	B3	21	91	40.4	3.8	1.54	
Raymond Yoder & Sons	B3	33	74	41.3	3.7	1.53	
Lucille Ocker Family	B3	51	91	45.5	3.3	1.52	
Daniel R Ocker	B3						

Chester C Weaver	B3	78	87	41.6	3.7	1.52
Oscar Nealy & Sons	B3	96	92	46.1	3.3	1.51
Creedin C Cornman	B3	31	84	41.0	3.7	1.51
Edward L Brackbill	B3	30	90	40.0	3.8	1.51
Willard Fought	B3	23	86	42.2	3.6	1.50



**Adams County DHIA Monthly Report**

June 1981

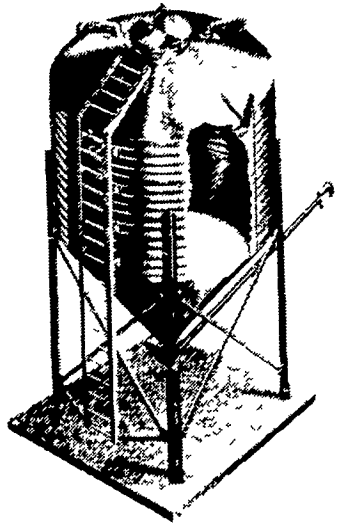

OWNER	BRD	NO. COWS	% DAYS IN MILK	LBS. MILK	% FAT	LBS. FAT
Weim Sharr Farms	B3	65	89.3	57.5	3.6	2.07
Noel & Holmes	B3	58	89.4	53.7	3.8	2.04
Leroy Deputy	B3	121	89.0	57.7	3.5	2.04
M J Starner & Sons	B3	114	91.3	49.1	4.1	1.99
Piney Lane Guernseys	B3	53	89.6	41.9	4.7	1.98
El Rho Farm	B3	48	86.0	51.0	3.6	1.86
George I Lauchman	B3	34	83.5	48.1	3.7	1.80
John J Hess	B3	102	92.0	49.0	3.6	1.78
Ray Dutterer	B3	57	89.9	47.5	3.7	1.76
Yellow-Buttercup Farm	B3	129	88.5	46.5	3.8	1.76
Stoner Bros Dairy	B3	66	84.8	44.3	4.0	1.75
Eugene Witter	B3	61	95.2	47.5	3.6	1.73
Richard K Herr	B3	95	88.6	49.4	3.5	1.73
Penn Gate Farm	B3	42	87.0	46.6	3.7	1.72
Leroy Basehoar	B3	64	87.4	45.6	3.8	1.72
Lagging Stream Farm	B3	114	84.2	45.0	3.8	1.72
Kraybill Miller	B3	47	93.5	49.2	3.5	1.71
Ber Crk	B3	58	91.5	48.4	3.5	1.69
William C Mearns, Jr	B3	89	78.9	45.8	3.7	1.68
Oscar E Mehring	B3	34	96.3	47.4	3.5	1.67
Robert L Rohrbaugh	B3	66	92.0	46.7	3.6	1.67
Zeppdale Farms	B3	103	83.5	46.0	3.6	1.67
William Myers	B3	36	83.5	49.0	3.4	1.66
Buttonwood Farms	B3	117	86.6	44.1	3.7	1.62
Adam F Lobaugh	B3	41	82.8	46.0	3.5	1.61
Way Brite Farms	B3	121	88.7	40.9	3.9	1.61
Grn Manor Guernseys	B3	18	81.3	34.7	4.6	1.59
James E Miller	B3	38	86.2	34.2	4.6	1.57
Claude Holmes, Jr	B3	34	83.7	45.2	3.5	1.57
Kling Ayr Farms	B3	35	70.5	43.0	3.6	1.55
Roy A Weaner, Jr	B3	63	78.0	38.8	4.0	1.55
Penn Gate Farm	B3	42	76.9	41.3	3.6	1.50
Kehr Acres	B3	71	91.3	39.0	3.7	1.46
Frank Ludwig	B3	36	83.9	37.2	3.9	1.45

(Turn to Page C41)


## WESTEEL-ROSCO GRAIN BINS

Diameter	Model No	Number Of Tiers	Bushel Capacity	Ft. Height Eaves	Overall	Cash Price
13.8 Ft.	144	4	1453	10.3	14.3	\$822.60
13.8 Ft.	145	5	1769	12.8	16.8	\$951.87
13.8 Ft.	146	6	2085	15.3	19.3	\$1,102.69
19.1 Ft.	194	4	2883	10.3	15.8	\$1,326.00
19.1 Ft.	195	5	3488	12.8	18.3	\$1,549.83
19.1 Ft.	196	6	4093	15.3	20.8	\$1,799.52
19.1 Ft.	197	7	4698	17.8	23.3	\$2,012.27
19.1 Ft.	198	8	5302	20.3	25.8	\$2,244.97

Prices Shown Are For Cash. FOB Manheim, PA K.D.



Feed Bins



Bucket Elevators

See EBERSOLE'S FOR...

For More Information, Call or Send Coupon —

**EBERSOLE EQUIPMENT & SUPPLY COMPANY**  
**JOHN R. EBERSOLE**

RD 5, Box 190, Manheim, Pa. 17545  
 Phone 717-665-4201, 665-6861 or 738-1305

Also  
 ★ POULTRY & HOG EQUIPMENT ★

Please Send Information On The Following:

- Grain Bins
- Feed Bins
- Bucket Elevators
- Shenango Buildings
- Poultry Equipment
- Hog Equipment

Name \_\_\_\_\_

Address or Rural Route \_\_\_\_\_

Town \_\_\_\_\_ State \_\_\_\_\_ Zip \_\_\_\_\_

Phone (Include Area Code) \_\_\_\_\_