



DIMENSION LUMBER
ASSOCIATION GRADE STAMP

	8'	10'	12'	14'	16'	18'	20'
2"x4"	1.37	2.06	2.47	2.86	3.38	3.92	4.36
2"x6"	2.47	3.09	3.71	4.33	4.94	5.98	6.64
2"x8"	3.35	4.19	5.02	5.86	6.70	7.78	8.64
2"x10"	5.20	6.50	7.80	9.10	10.40	12.00	13.33
2"x12"	6.77	8.46	10.15	11.84	13.54	15.59	17.32

2x6 Center Match Wolmanized Boards

	8'	10'	12'	14'	16'
	3.65	4.59	5.49	6.39	7.29

SQUARE BARN POLES
Wolmanized Treated

	10'	12'	14'	16'	18'	20'	22'	24'
4"x4"	5.59	6.79	7.95	9.59	—	—	—	—
4"x6"	—	10.35	12.25	14.39	18.45	21.49	—	—
6"x6"	—	15.49	18.35	21.59	28.35	32.59	38.75	44.95



Lotex ASPHALT ROOFING

YOUR CHOICE OF STOCK COLORS
Standard, extra heavy, self-sealing shingles the sun fuses shingles together.

BUNDLE SQUARE
7.93 23.79

Mineralized ROLLED ROOFING **13.99**
36" wide. 90 lbs per 108 sq ft Roll.

4x8 PLYWOOD
ASSOCIATION GRADE STAMP

	1/4"	3/8"	1/2"	5/8"	3/4"
GIS YP EXTERIOR		10.55	13.49		18.59
GIS EXTERIOR PIR	10.49	14.15	16.95	19.65	22.49
CD EXTERIOR		7.45	7.99	11.85	14.35



2"x4"x8' ECONOMY STUDS 91¢

FABRAL CORPORATION METAL ROOFING & SIDING

LENGTHS	DOUBLE RIB			1/4"-29 GAUGE CORRUGATED GALVANIZED WIDTH 24" NET
	ALUMINUM HI-STRENGTH ALLOY WIDTH 48" NET	PAINTED STEEL 29 GAUGE WIDTH 32" NET	GALVANIZED STEEL 29 GAUGE WIDTH 32" NET	
7'	—	—	7.33	5.54
8'	12.02	10.60	8.37	6.33
9'	—	—	9.42	7.12
10'	15.02	13.26	10.47	7.91
11'	—	—	11.51	—
12'	18.02	15.91	12.56	9.49
14'	21.02	18.56	14.66	—
16'	24.03	21.21	16.80	—
18'	27.03	23.86	—	—
20'	30.04	—	—	—
22'	33.04	—	—	—

S4S YP WOLMANIZED
Ask for Carter's Current Low, Low Prices.



	8'	10'	12'	14'	16'
2"x4"	1.95	2.59	3.49	3.99	4.79
2"x6"	3.09	3.85	5.29	5.79	7.09
2"x8"	4.55	5.69	7.69	—	9.19
2"x10"	5.19	7.69	9.35	—	13.59

Creosote PRESERVATIVE \$31.59
Repels Water..... 5 Gallon ...

RAILROAD TIES

7"x9"x8 1/2"

\$8.49



ALUMINUM COMBINATION CROSSBUCK STORM & SCREEN DOOR

Get the Thick One ... FULL 1 1/2"

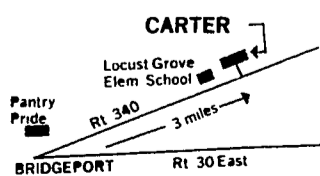
Painted white finish
Pre hung, predrilled
Tempered safety
glass Handle, hardware,
pneumatic chain & closer included
sizes 3280, 3680

\$69.95

OPEN 7:30 TO 5:30 — 6 DAYS A WEEK DELIVERY AVAILABLE



2275 OLD PHILADELPHIA PIKE
LANCASTER, PA. 17602
3 Miles East on Rt. 340
717-397-4829 or 397-4820



RT. 230
ELIZABETHTOWN, PA.
1 Mile East of Elizabethtown
717-367-1886 or 653-8310

