


VAN DALE



STATIONARY AND PORTABLE MIXERS

Models: 100, 210,
285, 335

we salute you
DAIRYMEN

**Regular use of a Van Dale Mixer
has produced results like these:***

130 cows/free stall:
Increased production 4 lbs. per cow per day, \$22,776 increase per year.

150 cows:
Increased production 4 lbs. per cow per day, \$21,900 increase per year.

86 cows/tie stall:
Increased production 5 lbs. per cow per day, \$18,840 increase per year.


Great Payback Potential!

* Name of operator and specific locations available on request

Stationary Mixer Specifications


Model	100	210	285	335
Width (mixing unit)	53"	66"	80"	80"
Overall	70"	70"	84"	84"
Length (mixing unit)	90"	120"	120"	144"
Overall	118"	142"	144"	168"
Depth (mixing unit)		55"	62"	62"
Overall		76"	85"	85"
Discharge Opening	12' x 12"	18' x 12"	18' x 12"	18' x 12"
Capacity	95 cu ft 76 bu up to 3325 lbs	210 cu ft 168 bu up to 9400 lbs	285 cu ft 230 bu up to 12 880 lbs	335 cu ft 266 bu up to 14 896 lbs
Rate of Mixing	1.3 min	2.3 min	2.5 min	2.5 min
Weight		4032	5950	6525
Bearings	1 1/2" 1 3/4" 1 1/2" 2"	1 1 3/4" 2 2 1/4"	2 1/2" 2 1/2" 2 1/2" 2 1/2"	1" 1 1/2" 2" 2 1/4"
Drive-all drive chains lubri- cated in enclosed oil bath	Roller chain 50-60-80 heavy duty spkts	Roller chain 60-80-100 heavy duty spkts	Roller chain 80-120 heavy duty spkts	Roller chain 80-120 heavy duty spkts
Lower Floor Pan	10 ga	1/4"	1/4"	1/4"
Side Panels	12 ga	12 ga	10 ga w/stress Points 1/4" Reinforced	10 ga w/stress Points 1/4" Reinforced
End Panels	12 ga	12 ga w/stress Points 3/8" Reinforced	10 ga w/stress Points 1/4" Reinforced	10 ga w/stress Points 1/4" Reinforced
Lower Augers	10" O D x 1/4" Sect Fighting on 2 1/2" Tube	16" O D x 3/8" Sect Fighting on 4 1/2" Tube	20" O D x 1/2" Sect Fighting on 4 1/2" Tube	20" O D x 1/2" Sect Fighting on 4 1/2" Tube
Upper Augers	18" O D x 1/4" Sect Fighting on 3" Tube	16" O D x 1/4" Sect Fighting on 4 1/2" Tube	20" O D x 3/8" Sect Fighting on 4 1/2" Tube	20" O D x 3/8" Sect Fighting on 4 1/2" Tube
Motor	5 H P	10 H P	15 H P	20 H P

UEBLER FEEDING MACHINES




Model 780

Battery powered, 30 bushel Weigh-Mix is equipped with an electronic scale that precisely measures all ingredients. Mixing action blends silage, grain and concentrates. Fingertip controls and variable speed drive provides safe, fast, simple operation.




GM-15

Battery driven, self unloading machine precision feeds grain or concentrates. Equipped with electronic computer. Cuts feeding costs.



Model 770

Self propelled, variable speed drive feeding machine makes feeding TMR, silage or haylage a breeze. Fingertip controls 30 and 45 bushel models.



Model 790

Narrow width feeding machine permits use in older barns narrow alleys. Available with 25 or 35 bushel capacity.

K & S INC.

VAN DALE

SALES & SERVICE

RD 1, QUARRYVILLE, PA 17566

PHONE 717-284-3111

I'M INTERESTED

- A LANCASTER SILO
- SOLLENBERGER POURED CONCRETE SILOS
- MAGNUM SILO UNLOADER
- HEDLUND CHOPPER PUMP
- RED TOP WATERERS
- VAN DALE MIXER FEEDERS
- VAN DALE LIQUID MANURE SYSTEM
- UEBLER ELECTRIC FEED CARTS & WEIGH MIX MACHINES

NAME _____

ADDRESS _____

CITY _____ STATE _____

PHONE _____ ZIP _____