


# HOOK-LINK™ barn cleaner by JAMESWAY




**HOOK  
LINK™**

## Manure-moving paddles

The new Jamesway Hook-Link barn cleaner features manure-moving 3/16" thick steel paddles, 16" or 18" long, with reinforced wear shoes. Paddles are tapered from 4" high at the outer tip to 2" high and are welded to the link at a 12° angle. Liquids are carried by the 4" deep trailing end of the paddles for superior removal. The hook of the chain link can easily be removed from eye for fast chain take-up without tools. All forged link, extra thick at wear points.

It's worth more than you realize . . . costs less than you think.

## REPLACEMENT CHAINS FOR ALL MAKES OF BARN CLEANERS



## FREE ACCESS COW STALLS

By JAMESWAY

- ★ Modern Comfort Curve Design for Better Milk Production.
- ★ Hot-Dip Galvanized Protection Inside & Out for Long Life.
- ★ Attractive, Streamlined Appearance for Showing Cattle to Advantage.
- ★ Fast, Easy Installation without Concrete Work.
- ★ Neck-Rail Cross-Bracing for Extra Sturdiness.


## Meet the new VOLUMATIC® III silage distributor-unloader from Jamesway®



### THE BEST KEEPS GETTING BETTER

The Volumatic III silage distributor-unloader is designed for day-after-day dependability. So neither you nor your cows will have to miss a meal again.

**ON SALE:** 12 FOOT to 24 FOOT UNLOADERS  
IN STOCK  
SELLING ONE ONLY OF EACH SIZE  
AT A VERY LARGE DISCOUNT!



## CUSTOM BUILT AIRLITE WINDOWS

- Choice of 6-lite & 3 lite
  - Hot-Dip Galvanized finish
- The 6-lite model provides nine square feet of glass area and the 3-lite model provides 4½ square feet
- Weep holes in the lower sash frame drain moisture to the outside of the building

★ IN STOCK


## CUSTOM MADE LIQUID ELEVATOR AVAILABLE

The Liquid elevator runs independent of the gutter mechanism, nine times faster, to whisk liquids and solids into the spreader.

Heavy-gauge channel-sections steel flights are bolted every two feet to the #67 extra heavy agricultural chain. Galvanized elevator trough is 18¼" wide, 8" deep, with continuous sanitary bottom to eliminate manure drop-off.

Chain is driven about 95' per minute by 1 hp or 1½ hp motor operating on 220 volts. Motor mount is adjustable. Pulley wheel has oilite bearing.

Drive mechanism of Liquid elevator is completely covered. Drive shaft also features oilite bearings.



Moves  
Manure  
95' per  
Minute

CUSTOM MADE GATES & PENS - Made To Your Specifications

## The All New Model CUSTOM BUILT BARN CLEANER



### Totally Enclosed Gear Box Shuttle-Stroke Barn Cleaner

Unique design of shuttle stroke cleaner provides extra versatility of arrangement in barns with single or odd number gutters especially when used in combination with the chain type cleaner.

Pitman bar attached to chain of mechanical drive unit transforms rotary motion into back and-forth motion. Steel bar in corner of gutter moves back and forth in eight foot strokes.

On the forward stroke, malleable iron paddles fold open across the gutter to move manure toward the spreader.

On the reverse stroke, the paddles fold back against the bar to by-pass and mix the manure they will carry forward on the next stroke. The push-pull action is illustrated below.

GUTTER BAR AVAILABLE



★ SALES & SERVICE ON ALL JAMESWAY EQUIPMENT  
★ INQUIRE WITH US FOR SILO PRICES



• But don't take our word for it - Ask a neighbor who owns Jamesway.

**HENRY S. LAPP**  
Box 175 R.D. 1 (Cains) Gap, PA 17527

**YOU CAN COUNT ON US**  
STOP IN TODAY FOR FREE CATALOG  
PHONE (717) 442-8134