

Lebanon County DHIA Monthly Report

dhia
Pennsylvania Dairy Herd Improvement Association

OWNER	BREED	February 1981				
		NO COWS	% DAYS IN MILK	LBS MILK	% FAT	LBS FAT
Roy E Nolt	B3	51.9	88.1	57.5	4.1	2.37
Hostetter & Sons	B3	85.9	86.9	59.0	3.8	2.22
Robert Martin	B3	40.0	95.2	54.3	4.1	2.21
Kenneth Mase	B3	75.3	91.5	54.6	3.9	2.15
David H. Horning	G3	63.3	87.4	58.9	3.6	2.14
Norman Kline	B3	74.2	89.0	53.1	4.0	2.12
Clarence G. Mase	B3	37.0	93.6	56.1	3.7	2.10
San Bo Holsteins	B3	65.5	87.7	52.3	4.0	2.09
Conewago View Fms	B3	72.5	93.8	52.6	4.0	2.09
B & K Farms	G3	70.0	88.3	52.6	3.9	2.03
Wernerway Farm	B3	124.2	92.5	52.2	3.9	2.02
Willow Maple Farm	B3	43.4	93.6	56.9	3.5	1.98
Ernest Detweiler	B3	51.1	89.8	52.6	3.8	1.98
Phares Z. Musser	B3	69.9	94.3	49.3	4.0	1.98
M. Meyer & Sons	B3	87.0	87.3	50.1	3.9	1.97
Hoover Fm & Hoover	B3	80.4	89.6	48.0	4.1	1.97
Melvin Krall	B3	82.0	87.8	51.0	3.8	1.96
Sonnen Acres	B3	108.0	81.1	48.3	4.0	1.95
Twin Maple Farm	B3	44.0	93.7	52.8	3.7	1.94
Galen Bollinger	B3	122.7	88.8	48.4	4.0	1.94
Gideon Fisher Jr	G3	32.9	85.1	49.5	3.9	1.93
Hubert S. Miller	B3	53.0	92.8	46.7	4.1	1.92
Fort Zeller Farm	B3	48.9	96.1	47.9	4.0	1.92
Gary Lentz	B3	39.7	90.2	44.6	4.3	1.92
Donald G. Hoffer	B3	45.2	85.3	48.1	4.0	1.91
Hubert S. Miller	B3	51.7	89.7	44.8	4.2	1.90
Leon Horning	B3	38.7	87.3	48.9	3.9	1.90
R & M Getz	B3	51.0	80.6	47.1	4.0	1.90
R & M Getz	B3	51.0	79.9	46.5	4.1	1.90
Vincent A. Wagner	B3	41.0	86.6	49.8	3.8	1.89
Bomberger & Son	B3	75.7	93.6	47.9	3.9	1.88
Elvin Martin	G3	46.5	90.2	48.5	3.9	1.88
Mark Copenhaver	B3	70.4	92.9	47.7	3.9	1.87
Mervin W. Horst	B3	42.7	89.7	49.1	3.8	1.87
L. Burkholder Jr	B3	52.6	94.5	48.2	3.9	1.87
Larry G. Shuey	B3	68.0	92.9	50.9	3.7	1.87
Irvin Z. Brubaker	B3	32.7	86.6	49.7	3.8	1.87
David Brandt	B3	66.6	90.6	48.3	3.9	1.86
Gary Lentz	B3	43.0	88.4	43.1	4.3	1.86
Lester Martin	B3	56.3	93.3	46.8	4.0	1.85

Kenneth I. Sellers	B3	45.2	79.5	46.8	3.9	1.84
Albert F. Moyer	B3	86.4	77.0	48.3	3.8	1.84
Melvin M. Nolt	B3	50.2	96.5	45.5	4.0	1.84
Harold Myer	B3	299.2	93.9	43.6	4.2	1.83
S Mt Echo Dairy	B3	114.0	89.9	45.9	4.0	1.82
Neal Eshleman	B3	41.0	95.4	49.1	3.7	1.82
R & R Shirk	B3	75.8	89.1	46.1	3.9	1.81
Arnold Acres	B3	108.5	90.4	49.2	3.7	1.81
Philhaven Farm	B3	100.3	86.7	45.7	4.0	1.81
Lloyd Newswanger	B3	74.2	84.6	50.2	3.6	1.81
Ronald Kelchner	B3	60.3	80.6	46.2	3.9	1.80
Hershey Bare	B3	81.6	87.0	45.7	3.9	1.80
Dennis Wampler	B3	101.5	92.3	48.7	3.7	1.79
Ray & Marlin Getz	B3	51.0	76.7	45.0	4.0	1.78
Roy H. Weaver	B3	60.8	82.2	45.1	3.9	1.77
Walter M. Martin	B3	44.9	76.6	43.1	4.1	1.76
Hoover Farm No 2	B3	48.0	92.3	45.6	3.9	1.76
Mark C. Patches	B3	86.1	89.1	45.1	3.9	1.75
W. C. Martin	B3	42.6	92.4	46.1	3.8	1.75
Wilmer S. Reiff	G3	59.3	87.8	43.0	4.1	1.75
Reuben O. Martin	B3	67.0	86.7	51.3	3.4	1.74
Warren Hetrick	B3	37.0	94.6	46.9	3.7	1.72
David Zimmerman	B3	49.2	81.6	50.3	3.4	1.72
A & M Martin	B3	39.0	80.5	48.6	3.5	1.71
Marlin M. High	B3	36.4	74.6	47.2	3.6	1.70
Amos Balsbaugh Jr	B3	42.1	89.8	44.6	3.8	1.70
Harvey Bomgardner	B3	100.3	86.9	44.9	3.8	1.69
Luke I. Patches	B3	43.0	81.2	44.7	3.8	1.69
John D. Bomgardner	B3	47.5	85.6	43.6	3.9	1.69
John Brubaker	B3	47.9	82.2	41.2	4.1	1.69
G & E Ungemach	B3	77.2	83.1	43.5	3.9	1.69
Gary Lee Mase	B3	13.8	78.1	36.6	4.6	1.69
Enos N. Lembach	B3	31.9	87.6	42.1	4.0	1.68
Harvey Bomgardner	B3	44.0	86.0	41.7	4.0	1.68
Walter K. Heisey	B3	56.7	87.7	53.2	3.1	1.67
D & D Bucher	B3	78.2	88.4	44.5	3.8	1.67
Dol Mar Dairy	B3	137.3	79.9	41.0	4.1	1.67
Daniel B. Shirk	B3	43.2	87.5	48.6	3.4	1.66
Carl J. Bross	B3	63.2	100.0	44.3	3.7	1.66
Moses O. Martin	B3	67.0	82.6	44.3	3.7	1.66
Cyrus Bomberger	B3	191.9	85.8	41.4	4.0	1.66
Marlin D. Heisey	B3	36.1	81.4	43.1	3.9	1.66
Leon H. Kline	B3	96.0	79.2	42.8	3.9	1.65
Ray R. Sattazahn	B3	102.7	84.2	44.0	3.7	1.64
James Zimmerman	B3	50.1	91.2	41.1	4.0	1.64
Ferndale Farms	B3	87.3	79.2	39.7	4.1	1.63
Russel S. Houser	B3	34.4	81.0	42.1	3.8	1.62
Eugene Martin	B3	92.0	82.0	43.7	3.7	1.62
Bucher Brothers	B3	42.2	79.7	45.1	3.6	1.61
Richard Heilinger	B3	30.7	79.9	41.4	3.9	1.61
Eugene R. Houser	B3	29.4	82.9	39.5	4.1	1.60
Clyde E. Deck	G3	70.7	86.3	42.5	3.7	1.59
Isaac E. Zimmerman	B3	22.0	86.4	37.2	4.2	1.58
A. R. Krall & Son	B3	66.6	79.6	40.9	3.9	1.58
Lentzdale Farms	B3	70.8	81.6	39.4	4.0	1.57
J. C. Zimmerman	B3	107.0	85.1	44.7	3.5	1.57
Irvin Horst	B3	61.3	73.9	39.2	4.0	1.56
David M. Nolt	B3	41.1	87.4	38.2	4.1	1.56
Enos N. Zimmerman	B3	83.0	93.8	38.1	4.1	1.55
Leon Burkholder	B3	47.4	85.1	39.0	3.9	1.54
Jesse L. Weaver	B3	52.0	73.5	37.5	4.1	1.52
Christian High Jr	B3	59.7	82.4	40.5	3.8	1.52
Isaac Stoltzfus	G3	31.0	86.1	40.8	3.7	1.52
Ray Zimmerman	B3	95.2	91.8	40.8	3.7	1.50

OWNER	NAME OR NUMBER	AGE	LBS MILK	% FAT	LBS FAT
Kenneth I. Sellers	Betty	5.0	23,035	3.9	903
Willow Maple Farm	Stacy	5.7	25,510	3.0	776
Hubert S. Miller	Debra	3.5	25,600	2.9	738
A. Boot	Special	7.1	21,314	4.6	979
Marion	Clinda	6.6	18,141	4.1	736
Ferndale Farms	Misty	5.4	19,271	4.1	795
Myrtle	David Brandt	4.10	18,196	3.9	707
30	3	12.7	16,932	4.5	759
Albert F. Moyer	Renee	6.2	20,159	4.5	914
Harvey T. Bomgardner	Diane	7.5	24,104	3.8	923
Veronic	Marvin K. Meyer & Sons	3.1	25,276	3.3	838
Princes	Harold Myer	6.0	24,834	3.1	764
166	Dale Hostetter & Sons	5.7	21,458	3.8	823
33	26 B	3.7	17,419	4.1	707
26 B	24 B	5.11	19,295	3.7	708
Grace	B & K Farms	5.5	24,211	3.2	775
Tena					

(Turn to Page D10)

The Farmer Automatic 4 Deck Cage System

A system well devised and constructed for an uncomplicated and economical operation, modern and advanced, it will help you to gain your well deserved maximum return on your investment.

More layers per square foot of building space, more than any other system on the market today, 10,000 layers per 285 cage row

Lower maximum cage height, even lower than most 3 deck systems (6'8" max height, 4'6" max. width)

No special and costly floor or pit construction


The 4 deck system can be installed in an existing building, without costly conversion or remodeling problems.

Double or even triple your current building capacity.

Automatic manure removal, giving an odor free environment, healthier animals, more pleasant and healthier working conditions.

Higher bird concentration assures a comfortable, energy saving temperature during cold season.

Summer ventilation is easier to accomplish because of the absence of ammonia and other fumes.



Energy Saving Design

Only 3 fractional horsepower motors per row accomplish the automatic feeding, automatic egg conveying and automatic manure removal

THE FARMER AUTOMATIC OF AMERICA, INC.

By Reynolds and Yellott Co., Inc
12802 Gores Mill Rd
Reisterstown, MD 21136
301-833-1840

Write for Full Information



NAME _____

ADDRESS _____

CITY _____

STATE _____ ZIP _____

DRAINAGE PROBLEMS?

COCALICO EQUIPMENT HAS THE TWO MACHINES TO HANDLE YOUR DRAINAGE PROBLEMS.


★ Both machines Equipped with Laser Beam Grade Control

Drainage Pays High Returns	Typical Annual Return	COMPARE
Investment		Even with the conservative figures shown here, it's obvious that land drainage should top farmers' lists of investment priorities.
Land Drainage	21-46%	
Farm Buildings	3-23%	
Farm Land	11%	
Stocks	7.4%	
Bonds	6.1%	

★ We Stock Heavy Grade Tubing which Exceeds SCS Specifications. In sizes 4", 6", 8", 10" and 12".

NOW AVAILABLE 15" & 18" Tubing

★ Also Pipe And Fittings For Tile Outlet Terraces.



COCALICO EQUIPMENT CO.

DRAINAGE & EXCAVATING
RD #3, DENVER, PA 17517 PH: 215-267-3808