

## Garden

(Continued from Page C14)

of leaves and are getting crowded. Water an hour or more before the move. With a pot label or knife blade, carefully lift the seedlings with as much soil clinging to the roots as possible. Handle gently by the leaves as you reset the plants 2 to 4 inches apart in flats, or one seedling to an individual container.

With your finger, poke a hole for each seedling and plant it at the same depth it stood before, unless the stem is very elongated. Then set down to the first pair of leaves. Firm the planting mix over the roots and water well. Shade the seedlings during the brightest part of the day if there's any wilting.

Asters, Snapdragons, Broccoli, Cabbage, Cauliflower, Head Lettuce and Onions can stand light

frost. All the other flowers and vegetables mentioned previously cannot take any frost and must not be transplanted outside until all danger of cold weather is over.

About a week before transfer time to the garden, accustom (harden off) the seedlings to outdoor life by increasing the ventilation, lowering the temperature and decreasing the water. Better yet, move the plants outside into a light, protected place on warm days. Shelter at night if low temperatures are forecast. A cold frame is an ideal place to toughen seedlings. Follow seed packet directions for proper outdoor planting and culture of your garden-ready seedlings.

Even if you live in warm areas, you'll find it helpful to start a few special items in a cold frame, or flats or pots in a place protected from heavy rain or strong wind

## Hidden costs in mobile home purchase explained

YORK — A prospective mobile home buyer should look for certain construction features before making a choice, says Jean Lamberson, home economist.

Brands and models of mobile homes differ in stud spacing, number of beams, duct size and locations, and insulation. As a rule, the more you pay for a mobile home, the more you get in terms of quality features. Ask mobile home dealers for a list of construction details to justify the extra cost of a high priced unit.

The new mobile home buyer

Indoors or outside, operation "up and grow" assures a bonanza of seedlings of your favorite flowers and vegetables at a fraction of the cost of buying them.

should look for the label of an authorized inspection agency certifying that Federal mobile home construction and safety standards have been met.

It is wise to choose an energy-efficient mobile home to cut down on heating and cooling requirements. Check the inside of the unit for the amount of insulation, furnace size, duct, and thermostat locations, ventilation patterns, and ability to close off areas within the home. Also look for features such as storm doors and windows, and weather stripping.

On the outside, use of shade, wind breaks, roof covers, and light or dark colors can affect the performance of a heating or cooling system. Skirting the home

conserves heat, and shading windows and roofs lowers inside summer temperatures.

Choose a floor plan that is suitable for your way of living. Consider the traffic pattern, storage space and lighting.

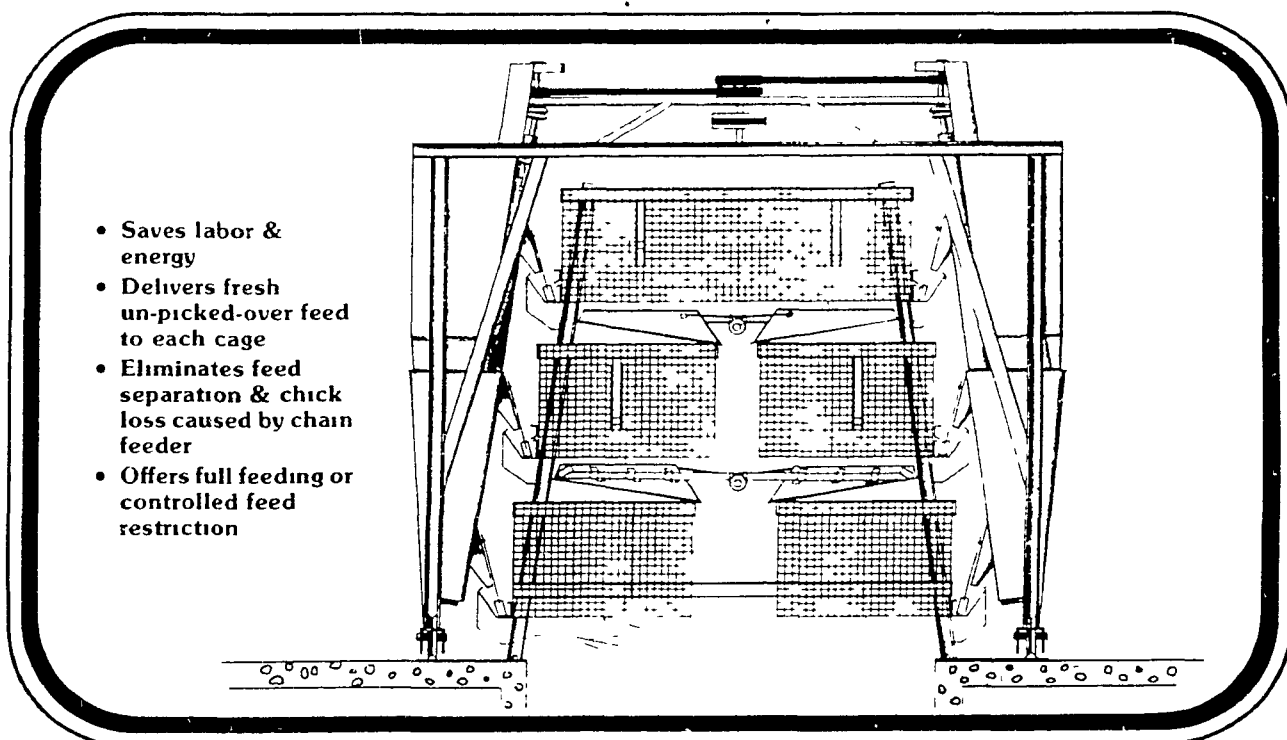
To save lives and property, it is important to anchor the mobile home adequately to the ground. Federal standards require manufacturers of all new mobile homes to provide for the attachment of an anchor system and to include instructions for installing the system.

The mobile home owner is usually responsible for providing some anchoring equipment and having it installed. But some anchoring may be furnished by the mobile home park owner.

# CHORE-TIME BROOD-GROW CAGE SYSTEM



Featuring **New Meal Master Feed Kar™ Feeding System**



- Saves labor & energy
- Delivers fresh un-picked-over feed to each cage
- Eliminates feed separation & chick loss caused by chain feeder
- Offers full feeding or controlled feed restriction


Now you can actually control the amount of feed entering the feed troughs in your brood-grow building with Chore-Time's new MEALMASTER FeedKar™ Feeding System. And, the new system feeds your birds faster with less horsepower to help you save energy costs.

The MEALMASTER FeedKar deposits fresh, un-picked-over feed in front of each cage without the feed separation and chick loss experienced with a chain feeder. The MEALMASTER System also only requires 1/4 hp per cage row compared to the 4 1/2 hp per cage row commonly used on 3-level chain feeder systems.

MEALMASTER's FeedKar Feeding System consists of a track-mounted structure spanning

each cage row with one feed dispensing unit on each side. Each dispensing unit has a feed hopper from which a solid core auger pulls feed up a feed tube to outlet drops traveling over each trough. A flap valve controlled by a paddle riding in the trough prevents overfilling of the feed trough beyond the desired level. Any surplus feed left in the auger is returned to the hopper.

Feedings are set on a control clock so you can have either full feeding for starting chicks or controlled feed restriction as desired. All rows feed at the same time with all feeding units returning to the fill end of the house to refill at the end of every feeding cycle.



## THE STIHL 028WB. THE PROFESSIONAL SAW FOR HOMEOWNERS.

This is the best engineered chain saw ever made for the homeowner who's serious about cutting. A high performance mid size saw with all the design integrity of the biggest professional saws in the world. And Stihl makes those too.

**TAKE ONE HOME.**

**STIHL**  
The world's largest selling chain saw

**FREE DEMO**  
Chain Saw Concrete & Metal Saw Rentals


**STOLTZFUS WOODWORK**  
RD Gap PA Box 183  
1 Mile North Rt. 897 From Gap

**A & B SALES & SERVICE**  
2 Miles South of Rt. 23 Along 772  
Thru Monterey RD 1 Ronks PA

**MARTIN HARDWARE & EQUIPMENT CO.**  
Rt. 501 1 1/2 Miles South of Schaefferstown PA  
Phone 717 949 6817

**NORMAN H. ZIMMERMAN**  
Myerstown RD 2  
Phone (717) 866-4695  
1/2 mile west Myerstown West Main St

## SILAGE AND FEED CARTS



34" Wide, 62" Long,  
53" high, capacity (to  
feed 35 to 40 Cows )  
16 Ball Bearing  
wheels  
For very easy handling



28" wide, 60" long,  
35" high capacity  
600 lbs  
Choice of 10  
pneumatic or semi  
pneumatic wheels

MANY OTHER SIZES AVAILABLE

We Also Manufacture Swivel Casters for 16", 12" and 10" wheels

MANUFACTURED AND DISTRIBUTED BY **SCENIC ROAD FARM SUPPLY**

3539 Scenic Road Gordonville, Pa 17529  
2 1/2 Mi Southwest of New Holland,  
1 1/2 Mi N of Intercourse

—AUTHORIZED DEALERS—

**AARON S. GROFF & SON**  
RD #3, Ephrata, PA  
17522  
PH (717) 354 4631

**FARM BUREAU**  
Mill Street  
Dublin, PA 18917

**ATLEE F. REBERT**  
RD 2 Littlestown, PA  
17057  
PH (717) 359 5863

**FARM BUREAU**  
115 Washington Ave  
Souderton, PA 18964  
PH (215) 273 4355

**IRVIN J. PEACHEY**  
Star Route, Box 35  
Belleville PA 17004  
PH (717) 483 6714

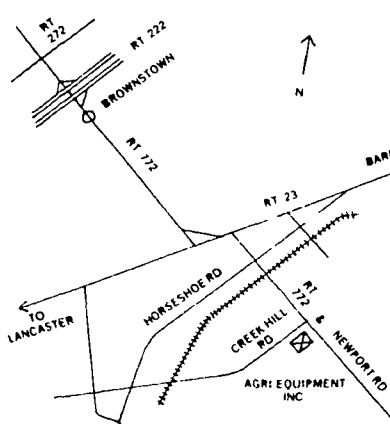
**ROBERT GUTSHALL**  
RD 1212 Womelsdorf,  
PA 19567  
PH (717) 933-4616

**LAPP SHARPENING SERVICE**  
Gibble Road,  
Route 2, Box 276  
Myerstown Pa 17067

**CHESTER INGRAM**  
Hublersburg RD 2  
Bellefonte, PA 16823  
PH (814) 383-2798

**LAPP'S HARDWARE & DAIRY SUPPLIES**  
Box 96, Loop Rd RD4  
Quarryville PA 17566

DELIVERIES AVAILABLE



# AGRI-EQUIPMENT, INC.

**CATTLE — HOG — POULTRY EQUIPMENT**  
2754 CREEK HILL RD., LEOLA, PA 17540

PHONE: 717-656-4151

★ SERVING PA, N.J. and N.Y.

**STORE HOURS:**  
Mon.-Fri.  
7:30 to 4:30  
Saturday -  
7:30 to 11:30  
Parts Only