

FARM EQUIPMENT

FARM EQUIPMENT

FARM EQUIPMENT



NEW EQUIPMENT SALE

DIESEL TRACTORS

	List	Sale
950	8,455	6,895
1050	9,505	7,895
2040 Demo	13,050	9,300
2940 4 WD	26,879	21,500

PLOWS

F45 2 Btm 16in	1,065	825
1250 - 3 btm 16 in	1,945	1,695
2600 5 Btm Spring Reset	8,936	7,295

DISK

215 12ft 10in	6,239	5,095
---------------	-------	-------

CHISEL PLOWS

1610 3pt 10ft	2,409	1,995
1610 11ft Pull Type	3,822	3,295

MULCH TILLER

1710A 11ft	7,250	6,295
------------	-------	-------

SPIN SPREADERS

C381	824	750
C392	945	855

MOWER-CONDITIONER

1207	6,175	4,950
1209 Non Clog Guards	7,623	6,150

MOWER

350 3pt	1,979	1,695
---------	-------	-------

CULTIVATOR

RM4 3pt	2,989	2,395
---------	-------	-------

SPREADERS

40	3,504	2,795
445 Flail	4,682	3,725
465 Flail	5,276	4,295
660	7,693	5,550

LOADERS

143	2,090	1,595
-----	-------	-------

REAR BLADE

78 3pt 8ft	600	450
------------	-----	-----

ROTARY CUTTERS

506 3pt Demo	911	625
506 3pt	911	695

BALER

336 w/30 Ejector	7,627	6,295
---------------------	-------	-------

FORAGE EQUIPMENT

3940 Less Heads	9,243	7,595
5440 3 Row Head Self Prop w/ 4 WD	55,812	46,995

3 Row Row Crop	6,012	4,200
5 1/2 Pick Up	1,837	1,525

SPRAYER

550	4,035	3,195
-----	-------	-------

POWER TIL SEEDER

1550 Demo	9,378	6,595
-----------	-------	-------

NEUHAUS'ES INC.

John Deere Sales & Service
RD 2, York, PA 17403
Phone - 717-428-1953

PARTS DEPARTMENT SPECIAL

**10% DISCOUNT
ON ALL
CASH SALES
OVER \$25.00**



**ALSO ON ALL PAID IN ADVANCE FILL-IN
TYPE ORDERS OVER \$25.00.**

NEW EQUIPMENT

JOHN DEERE 2600 4 Btm. 18" Semi-Integral Plow, spring reset with heavy duty cushion coulters.

JOHN DEERE 1250 3 Btm. 16" Integral Plow

JOHN DEERE 235 19' Disc Harrow, wing fold with cushion gang attachment

**NEW EQUIPMENT ON SALE,
PRICES CASH...NO TRADE**


	WAS	NOW
KUBOTA M 4000, 47 hp.	\$9990	\$8900
JOHN DEERE 790 Flail Spreader	\$3259	\$2850
JOHN DEERE 7000 Conventional Corn Planter, 4 Row Narrow w/dry Fertilizer and Insecticide Attach.	\$7316	\$6300
JOHN DEERE Heavy Duty 336 Spring Tooth Harrow 12'	\$1315	\$895
JOHN DEERE 336T Baler w/#30 ejector ...	\$7550	\$6500

USED EQUIPMENT

JD 7000 Conventional Wide Row Planter, Dry or Liquid Fert. w/Insecticides.	\$5300
NH 1010 Bale Wagon in good condition	\$3200
NH 1032 Bale Wagon, good condition	\$8500
MF 760 Combine, V8 Diesel w/6 row narrow corn head and 15' Grain Platform	\$39,500
MF 510 Combine V8 Gas with 4 row wide corn head	\$6000
JD 2040 Tractor in Excellent condition, 245 hours.	\$9200
IHC 806 Tractor, Gas	\$6000
IHC 806 Tractor, Diesel w/new rubber, good shape. . .	\$8000
JD 2030 Tractor w/145 JD Loader, excellent condition	\$10,500

M.S. YEARSLEY & SONS, INC.

110-120 E. Market Street
West Chester, Pa. 19380
215-696-2990



NOW AVAILABLE...206A!!

The 206A Spreader has new styling offering the following features...

- oscillating non-rigid front axle
- heavier front wheels
- longer wheel base
- shorter turning radius

USED EQUIPMENT

TRACTORS

Case 430 D
Case 830 D
Case 1070 D
Case 1370 C-A-H
Ford 5000 G
IH 660 D
IH 1066 Hydro
MF 2135 Turf
AC 5050/400L
AC 7040 C-A-H
AC 7080 C-A-H

FORAGE

Gehl 800 recutter
Gehl 600 harvester
Gehl 610 box
Gehl 910 box
Gehl 87 blower
J D 65 blower
N H 1880 SP
Grove box
IH #51 box
E-Z boxes

UNI-SYSTEM

701 Power Unit
708 Power Unit
702G w/combine
729 A sheller
767 harvester
762 row crop
760 hay pickup
710 combine
743 N corn head

MISCELLANEOUS

Howard 80" rotovator
Wetmore grinder
IH 12' disk
Soybean extruder

NEW IDEA

Manure Spreaders 212, 213, 214, 224, 218
272 cut-ditchers
#7 corn picker
325/314 picker sheller
404 wheel rake

LOADERS

Case 1845 G
Case 580 w/hoe
Case 380
Unloader Grapple
Unloader Broom
Ford 3400 G
MF 30 D


A.L. HERR & BRO.

PARK AVE., QUARRYVILLE, PA

PHONE: 717-786-3521




WINCO YOUR ONE SOURCE FOR POWER!



Winco PTO Power Plants come in sizes up to 125 KW continuous duty. The Maxi Watt field coil winding provides the extra capacity to restart a big farm at the busiest time of the day. A special connector the Octopus makes power hook up a snap. And our 3 year limited warranty confirms the dependable performance you already expect from our name.

PTO TRACTOR DRIVE


MODEL	WATTS	VOLTS	PHASE	PTO RPM	MOTOR STARTING ABILITY	COMBINATION MOTOR LOAD OPERATION
P15PTOF-3	15,000	120/240	1	540	7 1/2	15
20PTOF-4	20,000	120/208	3	540	10	20
20PTOF-17	20,000	120/240	3	540	10	20
25PTOC-3	25,000	120/240	1	540	15	25
35PTOC-3	35,000	120/240	1	540	20	35
40PTOC-4	40,000	120/208	3	540	20	40
45PTOC-17	45,000	120/240	3	540	25	45
55FPTOC-3	55,000	120/240	1	1000	30	55
75FPTOC-4	75,000	120/208	3	1000	35	75
75FPTOC-17	75,000	120/240	3	1000	35	75
75FPTOC-3	75,000	120/240	1	1000	35	75
125FPTOC-4	125,000	120/208	3	1000	60	125
125FPTOC-17	125,000	120/240	3	1000	60	125
125FPTOC-18	125,000	277/480	3	1000	60	125




PACKAGE STANDBY WATER COOLED DIESEL LPNG GASOLINE



PACKAGE STANDBY AIR COOLED LPNG



IRRIGATION



WATER COOLED DIESEL LPNG GASOLINE

SPECIAL - NEW

Package Standby Set 75 KW Single or 3 phase Includes engine, generator 400 Amp transfer switch batteries muffler Delivered, Only **\$10,400**

WINCO GENERATORS

Sales & Service

(717) 282-2342

RD1, Box 250
Carbondale, PA 18407

Please contact me with information on the following
PTO s Package Standby s
Diesel Sets Rentals

Name

Address

Town

State

Phone

Zip