

# HARSH RIGID LIFT - TRUCK HOISTS

**PATENTED PROTECTION - HANDLES ACCIDENTAL OFF-LOADING WITH NO BOX TWISTING - STRENGTH TO SPARE!**


**FEATURING...**

**HIGH POLISHED  
HARD CHROMED  
CYLINDERS**

**DOUBLE ACTING  
CYLINDERS**


**HIGH PRESSURE  
FITTINGS AND HOSE**

**RIGID-LIFT® RL-112**



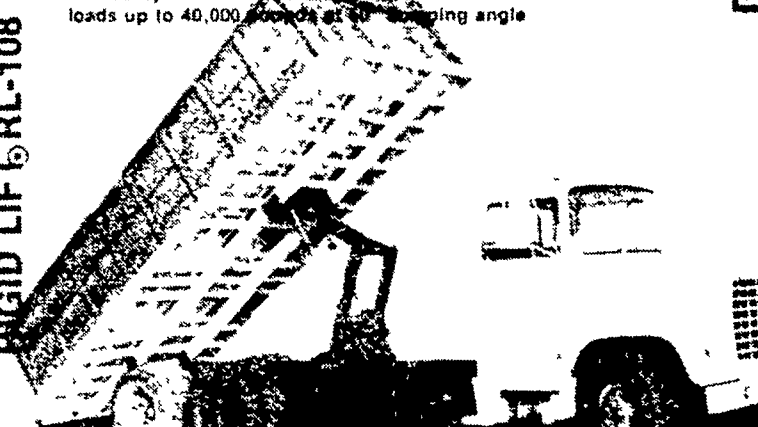
Dynamic stability engineered into the RL-112 provides the truck owner with the utmost in lifting-ability, lightweight, and safety. The RL-112 will lift 61,000 pounds with 18-foot body to 45° and 39° overhang.

**RIGID LIFT® RL-100**




The new improved RL-100 will handle 350 bushels of wheat on a 16-foot bed to 45°. The RL-100 provides the utmost in safety and capacity.

**RIGID LIFT® RL-108**



Patented protection against occasional off-loading conditions offered by the RL-108 is designed in. The RL-108 will handle loads up to 40,000 pounds at 45° unloading angle.

**RIGID LIFT® RL-105**



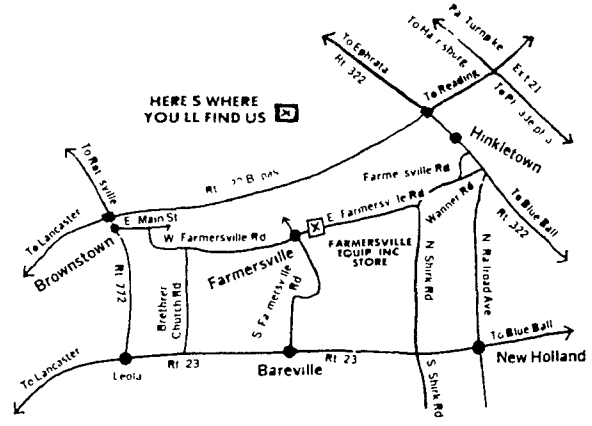
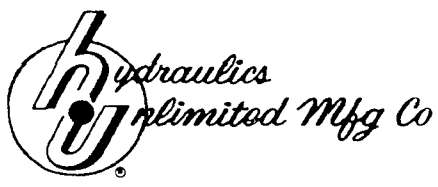
The HARSH® RL-105, the real work horse of the Rigid Lift Line, has all the positive performance features of its teammates plus added capacity for 18 to 17-foot bodies. The RL-105 will lift 34,000 pounds to 45° angle on a 17-foot body.



COMPLETE LINE OF  
**CHELSEA**  
**POWER TAKE-OFFS**  
IN STOCK

ENGINEERED FOR MAXIMUM  
**STRENGTH & RIGIDITY**

WE OFFER  
SALES, SERVICE, AND INSTALLATION For Harsh Truck Hoists



## FARMERSVILLE EQUIPMENT INC.

RD 4, EPHRATA, PA 717-354-4271  
STORE HOURS: Mon. Tues., Wed. & Fri. - 7:30 to 5:30  
Thursday till 9; Saturday till 3