

THE SYSTEMS PEOPLE ▶

POULTRY, GRAIN AND LIVESTOCK EQUIPMENT

SEE US AT THE PA FARM SHOW - OUTSIDE & INSIDE BOOTH #381

THE COMPLETE SYSTEM BUILDING




SWINE & CALF CASTLE



THE SWINE CASTLE will be on display outside at the Pa. Farm Show.


Also Featuring Agstar Hog & Cattle Equipment



SOW CASTLE

NEW! A CONTINUOUS FLOW GRAIN DRYER FOR THE SMALLER OPERATOR.

FARM FANS MODEL CF-225 DRIES UP TO 11,520 BUSHELS PER DAY.




Now you don't have to be a big farmer to afford a dryer that utilizes the Continuous Flow principle to condition grain. New Farm Fans model CF-225 is fully automatic and incorporates all the energy efficiencies of the larger models.

Energy-efficient grain columns allow maximum heat saturation. Farm Fans' famous patented Star Fire burners give more square footage of flame surface. Air movement is provided by two heavy duty, direct-driven fans, with full safety overload protection plus an optional heat reclaiming that can recirculate the usable heated air to give you even greater fuel efficiency. Stop in for full details.



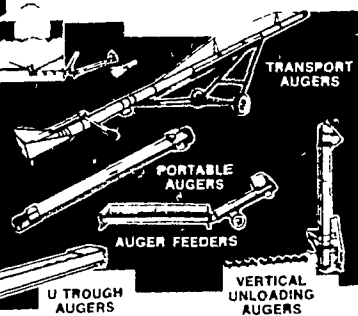
The CARDINAL Line GRAIN HANDLING EQUIPMENT

if it's Cardinal it works



BUCKET ELEVATORS


The key to efficient grain handling and storage systems. Built in efficiency and long life of Cardinal equipment makes a big difference.




GSI BINS

FEATURING:


- All galvanized steel with G-90 galvanized coating, including galvanized doors.
- Our steel is A446 Quality or a minimum yield of 40,000 pounds per square inch.
- Walk around steps on top of roof.
- Equipped with safety rings.
- No welding anywhere on roof, prevents rust.
- Slotted holes to raise & lower roof for air movement for drying.



Register For Free Skuttle Grain Tester to be given away at the Farm Show



REED FEED BINS



SCHULD BULK STORAGE BINS

ASK ABOUT OUR FARM SHOW SPECIALS ON ALL EQUIPMENT DURING FARM SHOW WEEK

EMHERR
EQUIPMENT, INC.
FARM & HOME SUPPLY
R.D. 1 RTE 272 SOUTH, HERRVILLE RD.
WILLOW STREET, PA.
Phone: (717) 464-3321

FULL LINE PARTS & EQUIPMENT

★ WE SELL, SERVICE AND INSTALL

Serving The Industry Over 20 Years