Lebanon Co. DHIA

(Continued from Page D9)

Daniel B Shirk	3	43 8	78 7	41 0	3 6	1 48
Lester Martin	B3	58 3	75 3	40 4	3 7	1 48
David H Horning	G3	61 0	79 8	40 0	3 7	1 48
David B Lehman	B3	42 5	87 7	40 9	3 6	1 48
J C Zimmerman	B3	107 7	87 4	38 5	3 8	1 48
Richard Vanlieu	3	30 9	71 9	42 5	3 5	1 48
Melvin Krall	B3	86 2	82 7	40 8	3 6	1 48
Enos N Leinbach	3	31 5	93 4	39 0	3 8	1 47
Robert Martin	B3	41 5	77 0	40 8	3 6	1 47
Melvin M Nolt	B3	54 9	87 4	39 1	3 8	1 47
Richard Heilinger	B8	30 0	81 2	41 3	3 5	1 46
Enos N Leinbach	3	32 4	93 5	38 3	3 8	1 45
Enos N Zimmerman	B3	88 3	80 8	37 9	3 8	1 44
Conewago View Fms	B3	63 4	77 5	36 2	4 0	1 44
Amos Balsbaugh Jr	3	41 0	83 8	39 7	3 6	1 44
Wilmer S Reiff	G3	61 4	79 9	38 0	3 8	1 44
Larry G Shuey	B3	59 3	82 8	40 4	3 6	1 44
Mark Copenhaver	B3	57 1	80 9	38 2	3 7	1 41
Bucher Brothers	B3	40 5	82 0	35 9	3 9	1 41
G & V Arnold	B3	103 9	83 7	36 0	3 9	1 40
James Zimmerman	B3	54 0	85 8	37 4	3 7	1 40
Moses O Martin	B3	68 3	81 4	39 2	3 5	1 38
David Zimmerman	B3	49 7	72 7	38 8	3 5	1 37
John H Stick	1	31 9	95 6	33 5	4 0	1 35
Clyde E Deck	G3	71 9	80 9	33 5	4 0	1 34
P & N Brubaker	B3	54 3	89 9	35 2	3 8	1 34
G & E Ungemach	B3	77 8	83 6	36 4	3 7	1 33
Dol Mar Dairy	B3	79 0	82 5	32 9	4 0	1 32
Thomas Hostetter	B8	34 0	80 5	35 0	3 8	1 32
Irvin Z Brubaker	B3	33 8	72 5	37 9	3 5	1 32
Clyde E Deck	G3	68 5	84 2	32 8	4 0	1 31
C High Jr	B3	61 3	86 6	35 6	3 7	1 31
Jeffrey D Rymoff	B3	28 0	78 0	39 5	3 3	1 30
Lil Dutch Acres	D8	16 3	100 0	32 4	4 0	1 30
Cyrus Bomberger	B3	197 5	81 1	34 6	3 7	1 28
Clarence Martin	B3	35 0	77 8	35 9	3 6	1 28
P & C Heffelfinger	3	31 9	81 1	35 3	3 6	1 27
Ray R Sattazahn	B3	103 9	74 5	36 3	3 5	1 27
Twin Maple Farm	B3	45 8	76 6	35 0	3 6	1 27
M M Bennetch	3	138 9	81 5	34 6	3 6	1 26
Kenneth E Ober	G3	39 3	79 6	35 8	3 5	1 26
Gluck Auf Farm	B8	30 7	90 2	34 0	3 7	1 26
David Eugene Reiff	3	40 2	76 0	36 3	3 4	1 24
R Zimmerman	B3	74 8	81 2	38 7	3 2	1 24
Isaac Stoltzfus	G3	32 0	74 4	30 2	4 1	1 23
Richard Batz	3	27 0	96 0	5 0	3 5	1 21
Neal Eshleman	B3	43 1	69 6	34 9	3 5	1 21
John H Tshudy	B1	42 3	83 1	29 0	4 1	1 18
Dol Mar Dairy	B3	128 0	75 5	29 9	3 9	1 18
Dennis L Showers	B3	42 5	80 0	33 5	3 5	1 17
Russel S Houser	3	32 0	72 0	30 5	3 8	1 17
Linford Halteman	B3	43 0	79 9	37 4	3 1	1 17
Donald Bomberger	4	48 5	95 5	27 0	4 3	1 15
R Emrich & Son	B3	98 0	82 6	28 9	4 0	1 15
Ezra H Martin	B3	51 0	76 5	32 1	3 4	1 09
R Sollengerger	G4	38 0	84 9	21 9	4 9	1 08
A Ralph McCrone	B3	37 6	83 6	26 2	4 1	1 07
John D Bomgardner	3	47 9	62 7	27 2	3 9	1 07
Wenger Farms	G3	54 4	85 9	26 6	3 6	0 96
Dol Mar Dairy	G3	50 0	64 9	24 6	3 9	0 95
Tennyson Martin	00	49 0	99 9	27 6	3 4	0 94

OWNER NAME OR NUMBER	AGE	LBS MILK	% FAT	LBS FAT
Jacob N Smith & Son				
109	8 9	16,186	5 0	812
Kenneth I Sellers				
Kim	9 3	20,610	4 1	846
Nugget	5 11	22,861	4 1	933
Alice	5 7	26,335	3 4	898
Cindy	3 8	23,204	3 6	831
Hubert S Miller				
Top	7 5	19,433	4 4	846
Ferndale Farms				
Grace	10 9	18,812	3 8	715
Iona	6 4	20,118	3 5	703
Glenda	3-5	20,383	3 5	718
David Brandt				
8	7-9	21,041	4 6	958
21	3-2	21,514	3 6	783
84	2-11	20,181	4 0	806
Albert F Moyer				
Ina	8 5	20,411	3 9	789
Dol Mar Dairy				
29	5 1	19,454	4 1	798
Robert Sollenberger				
Ring	5 6	13,018	5 7	738
Harvey T Bomgardner				
Deedie	6 3	20,547	4 0	828
Adele	5 0	18,708	3 8	714
Dolly	4-2	19,644	4 3	849
Marvin K Meyer & Son				
Iva	6-7	19,990	3 8	751
Ilene	6 1	25,510	3 6	913
Wendy	4 1	22 109	4 0	888
Harold Myer				
168	3 1	20,017	3 9	778
S Mt Echo Dairy Farm				
120	6 3	18 491	3 9	719
Ernest Wagner				
233	5 8	19,583	4 0	781
Dale Hostetter & Sons				
75 B	5 2	22,288	3 3	736
33 B	6 0	23,147	4 0	929
106	4 11	17,492	5 0	881
94 B	4 11	19 652	3 7	732
22 B	4 1	21,595	3 3	716
91	3-11	20,573	3 7	751
88	3 2	22 337	3 3	741
B & K Farms				
32	9 3	20,922	3 8	789
39	8 8	20,461	3 9	795
Prissy	6 0	24,204	4 0	980
Dinah	3 3	23,522	3 6	842
Richard & Ronald Shirk				
Lass	6 5	23,032	3 8	884
Rhoda	6 0	18,008	4 1	733
Grace	5 1	19 550	3 8	742
Luke I Patches				
Radar	6 0	31,056	3 2	982
Ella	5 4	24,468	3 5	868
Sonnen Acres				
Wyn	7 5	19,536	4 3	833
Sign	6 10	23,907	3 5	831
Castle	5 7	24,302	3 4	833
Greer	5 6	19,909	3 8	747
Hum	2 3	16,892	4 5	753
Dennis Wampler				
5	5 1	22 434	3 3	734
Lentzdale Farms				
16	4 8	21,076	4 0	842
37	2 8	18,446	4 0	739
Ray R Sattazahn				
118	3 1	16,863	4 3	718
Twin Maple Farm				
26Fanny	8 1	20,977	3 6	758
21Janet	7 4	17,083	4 4	747
43Nell	6 1	19,304	3 7	723
Irvin Horst				
Tena	9-4	18,530	4 2	781
Bell	3 4	21 227	3 7	788

(Turn to Page D11)

WARMEST OF YULETIDE Greetings

We wish to you and yours the joy and peace of Christmas.

THE FARMERS NATIONAL BANK OF QUARRYVILLE

Two Convenient Southern Lancaster County Locations
QUARRYVILLE, PA PENN HILL, PA
An Equal Opportunity Lender
• Member F D I C • Each Account Insured To $100,000

HYDROPONIC FARMING



Here is your opportunity to own and operate a high profit and enjoyable greenhouse business growing tomatoes, lettuce and cucumbers year round!!

Growers are needed in your area to become owner/operators in this fascinating money making business.

We provide complete training and technical assistance. Investments from $12,000-$25,000. Gross annual income $14,000-$22,000.

Investigate this opportunity through personal inspection of our PROVEN SYSTEM by visiting a greenhouse in full production.

FOR COMPLETE INFORMATION
CALL OR WRITE.
PHONE 215 — 527-0850

HYGRO PRODUCTION, INC.

EARL CURTIS NICHOLS, PRES.
21 MEADOWS LANE
HAVERFORD, PA 19041

NEED A TRUCK?





We rent trucks of all sizes... from pick-ups and Econolines to vans, stake body and dump trucks. So whenever you need a truck — or *any* kind of equipment —

See Us First.

WE'VE GOT WHAT YOU NEED

Reading Rentals 12th & Spring Sts Reading, PA 19604 376-3896

AceRents 720 N Prince St Lancaster, PA 17603 393-1701

Rentals Unlimited 940 Cornwall Road Lebanon PA 17042 272-4658

Rentals Unlimited East Main Street Palmyra, PA 17078 838-5478