


# THE SYSTEMS PEOPLE

THE MOST VERSATILE  
GRAIN DRYING,  
CONVEYING & STORAGE

## FREE FROM FARM FANS REGISTER NOW TO WIN THIS SILVERADO PICKUP




Here's your opportunity to win a brand new half-ton Silverado, given by Farm Fans. It's Chevrolet's finest pickup truck... super equipped, beautifully decorated, rugged, dependable. And this handsome Silverado might well become yours! Just stop by your nearest Farm Fans dealer, pick up an entry

blank, fill it out, and you've registered to win this classy Chevy Silverado pickup. Nothing to buy. Absolutely no obligation. Stop by today.

Entries limited to farm families. One entry per person. Licensed drivers only. Entries close March 31, 1981. Drawing to be held April 15, 1981. Winner picks up his Silverado pickup at his Farm Fans dealer.

AND PICKUP  
YOUR PROFITS  
WITH A  
FARM FANS  
GRAIN DRYER.



### Big Discounts Available through March 31.

Your Farm Fans dealer is giving big discounts for early orders. Whether you are buying your first grain dryer, or increasing the capacity of your present system, now is

the time to save money. Choose from 16 different models and three different methods of drying grain. But order early and save!



**FARM FANS, INC.**

5900 Elmwood Avenue  
Indianapolis, IN 46203  
Manufacturing the world's most complete line of grain dryers

### EARLY ORDER DISCOUNTS Now In Effect On GRAIN EQUIPMENT



**GSI  
BINS**

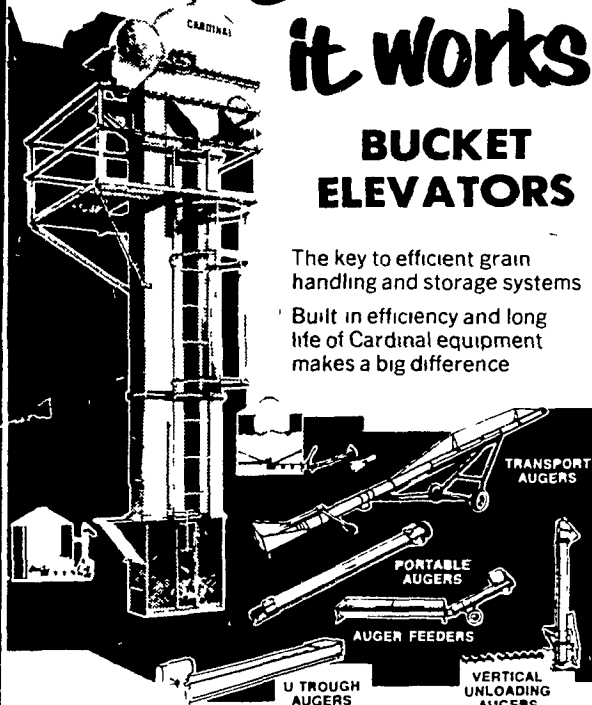
**FEATURING:**

- All galvanized steel with G-90 galvanized coating, including galvanized doors.
- Our steel is A446 Quality or a minimum yield of 40,000 pounds per square inch.
- Walk around steps on top of roof.
- Equipped with safety rings.
- No welding anywhere on roof, prevents rust.
- Slotted holes to raise & lower roof for air movement for drying



The **CARDINAL** Line  
GRAIN HANDLING EQUIPMENT  
SPECIAL SALE ON  
1980 Cardinal Transport Auger

if it's **Cardinal**  
it works




**BUCKET  
ELEVATORS**

The key to efficient grain handling and storage systems. Built in efficiency and long life of Cardinal equipment makes a big difference.



### HEAVY DUTY SINGLE CHAIN CONVEYOR FOR SILAGE AND GRAIN



**Features**

- Anti friction bearings
- Strong 16 gauge steel frame heavier gauge head and base sections for extra stamina
- Base section is self cleaning to avoid stoppage due to pockets of frozen material
- Special sprockets designed with relief at tooth roots to help prevent buildup of material between chain and sprocket
- Chain take up at discharge end. Easily accessible for adjustment without need to move unit from operating position. Chain adjustment does not affect drive V belts
- No 55 & 62 steel detachable link chain with corded rubber flights. Flight attachment links are open at top to avoid packing of material by sprocket teeth #667 Pintle used on 12 1/2" clip frame
- All purpose frame sections can be used at discharge end, loading end, or as extension sections
- Discharge end is open at sides and bottom so material can fall free and not be carried back return trough



**FULL LINE  
PARTS & EQUIPMENT**

★  
**WE SELL, SERVICE  
AND INSTALL**

Serving The Industry  
Over 20 Years

