

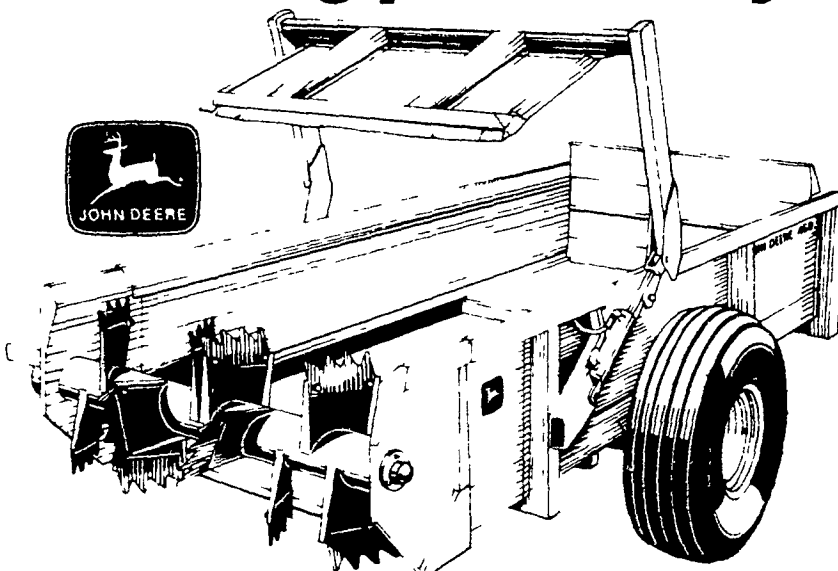
# 110-hp 4240



## Smooth, dynamic power and plenty of it

A genuine John Deere 6-cylinder diesel engine powers the 4240. It's a 466-cu.-in. naturally aspirated smoothie that pumps out 110 horsepower all day long without pause. But that's just one reason you're going to like this talented performer. Because hand-in-glove with the smooth power is the convenience of 16-speed Quad-Range™ transmission with built-in Hi-Lo. It delivers no-stop shift-on-the-go convenience and it's standard equipment. See us for more details.

## New 450 Hydra-Push™ Spreader increases manure-handling productivity



The unique design of the new John Deere 450 Hydra-Push™ Spreader increases your spreading productivity substantially. Hydra-Push design uses hydraulic power to move manure to the beater, eliminating the clean-out stage. You're out of the field and ready to-reload sooner.

Maintenance is minimized on the Hydra-Push Spreader because there are fewer moving parts. No conveyor chain means no worry of a broken chain. Spreader sides and floor are bonded with a corrosion-proof material — manure won't freeze or stick to them. Capacity is 217 cu. ft. (heaped, single beater). See the revolutionary Hydra-Push Spreader at your John Deere dealer's today.

**A.B.C. GROFF, INC.**  
New Holland PA  
717 354-4191

**ADAMSTOWN EQUIPMENT INC.**  
Mohnton R D 2 PA  
(near Adamstown)  
215 484-4391

**CHAPMAN EQUIPMENT CENTER**  
Agway Inc  
Chapman, PA  
215-398 2553

**CLUGSTON IMPLEMENT, INC.**  
Chambersburg PA  
717 263 4103

**J.S. COVERT & SONS**  
Neshanic Station NJ  
201 369-5241

**EDWARDS & COX**  
Oxford, PA  
215-932-2929

**EVERGREEN TRACTOR CO., INC.**  
Lebanon, PA  
717-272-4641

**FOSTER EQUIPMENT SALES**  
Elmer NJ  
609-769 1535

**H.R. GUTSHALL & SONS, INC.**  
Carlisle PA  
717 249 2313

**ROBERT G. HAMPTON, INC.**  
Shiloh, NJ  
609 451 9520

## The Long Green Line™



*Nothing runs like a Deere®*

**KERMIT K. KISTLER INC.**  
Lynnport, PA  
215-298-2011

**LANDIS BROS. INC.**  
Lancaster, PA  
717-291-1046

**ROBERT E. LITTLE INC.**  
Ziegler, PA  
215-287-9643

**PIKEVILLE EQUIPMENT INC.**  
Oyster Dale Road  
Oley RD2 PA  
215 987-6277

**GEORGE V. SEIPLE & SON**  
Easton PA  
215-258 7146


**SHOTZBERGER'S EQUIPMENT**  
Elm, PA  
717-665-2141

**TOBIAS EQUIPMENT CO., INC.**  
Halifax, PA  
717-362-3132


**WENGER IMPLEMENT, INC.**  
The Buck-Quarryville, PA  
717 284-4141

**WOODHULL EQUIPMENT, INC.**  
Medford, NJ  
609-654 2011

**M.S. YEARSLEY & SONS**  
West Chester PA  
215-696-2990




Get your John Deere Snow Removal Equipment today



### Tractors and Snow Blades

8- to 19.9 hp tractors can be equipped with capacity matched snow blades to push light snow out of the way.




### Tractors and Snow Throwers

Nothing handles snow removal like an 8- to 19.9 hp tractor with a capacity matched snow thrower.


### Snow Blowers

8- or 10 hp snow blowers have a two stage engine, five forward speeds and reverse.



### Snow Throwers

Clears a 20-inch path in no time with its heavy duty engine.



### Skid-Steer Loaders

14- to 37 hp skid-steer loaders have four wheel drive, 550 to 1250 lb operating capacities.



### Snow Blowers for Tractors

Rear mounted snow blowers fit on 850, 950 or 1050 Tractors. 5 1/2 ft cutting width, 250 ton per hour capacity.

