


**CENTRAL TRACTOR FARM & FAMILY CENTER**

**ERTL TOYS**




**11 88**

Reg 14 88 / SAVE 3 00  
18114-132  
**IH Deluxe Heavy Duty Logger**  
Pulls a full load of real timber tied down with chains and hooks




**19 77**

Reg 23 77 / SAVE 4 00  
18313-132  
**IH 2 + 2 Tractor**




**18 88**

Reg 23 77 / SAVE 4 89  
18178-132  
**Ford TW Tractor**




**21 77**

Reg 26 77 / SAVE 5 00  
18072-132  
**J.D. 4-Wheel Drive Tractor**




**15 97**

Reg 18 66 / SAVE 2 69  
18032-132  
**IHC Deluxe Farm Set**



**6 96**

Reg 8 96 / SAVE 2 00  
18011-132  
**J.D. Chuck Wagon**




**5 49**

Reg 7 19 / SAVE 1 70  
18144-132  
**John Deere Mini Tractor / Wagon**




**8 48**

Reg 9 99 / SAVE 1 51  
18254-132  
**Skil® Circular Saw**




**20 97**

Reg 24 66 / SAVE 3 69  
18131-132  
**IH Tractor Loader/Backhoe**  
Realistic steering with knee-action front axle. Front end loader scoops, raises, lowers, dumps, and locks into position. Backhoe moves in, out, up, down, and from side to side.



**12 49**

Reg 15 27 / SAVE 2 78  
18012-132  
**J.D. Corn Planter**



**11 99**


Reg 14 99 / SAVE 3 00  
18064-132  
**IH Combine**



YOUR CHOICE

**5 69**

Reg 7 19 / SAVE 1 50  
**Corvette Stingray**  
18202-132  
**Pontiac Trans-Am**  
18377-132




**4 77**

Reg 5 88 / SAVE 1 11  
18176-132  
**IHC 4 Bottom Plow**



**99¢**


Reg 1 25 / SAVE 20%  
18157-132  
**Farm Animal Assortment**



YOUR CHOICE

**69 99**

Reg 79 99 / SAVE 10 00  
**Riding Tractor/Cycle**  
IHC ..... 18029-132  
Ford ..... 18050-132




**16 88**

Reg 19 88 / SAVE 3 00  
**Trailer Cart**  
29 1/2" long, 15" wide, 8 1/2" high  
Ford ..... 18201-132  
IHC ..... 18200-132



**6 47**

Reg 7 97 / 1 50  
18182-132  
**IH Dump Truck**



**7 47**

Reg 9 47 / SAVE 2 00  
18175-132  
**IHC Grain Drill**