

**DIMENSION LUMBER**  
ASSOCIATION GRADE STAMP

	8'	10'	12'	14'	16'	18'	20'
2"x4"	1.27	1.84	2.21	2.56	3.00	3.49	3.88
2"x6"	2.18	2.73	3.28	3.82	4.37	5.45	6.06
2"x8"	2.83	3.53	4.24	4.95	5.65	6.62	7.36
2"x10"	3.90	4.88	5.86	6.84	7.81	9.09	10.10
2"x12"	5.28	6.60	7.92	9.24	10.56	12.24	13.60

**SHEATHING GRADE 4'x8' PLYWOOD**

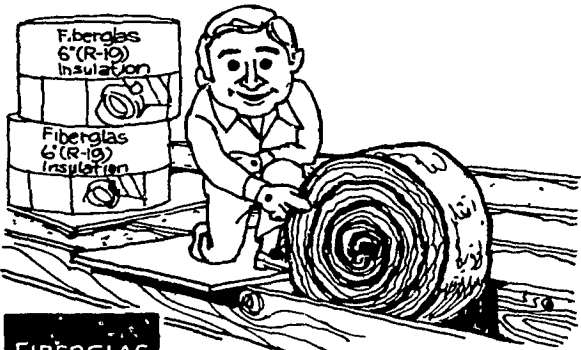
	5/16"	3/8"	1/2"	5/8"	3/4"	3/4" T&G
	—	7.69	8.89	13.25	15.75	16.49

**2x6 Center Match Wolmanized Boards**

	8'	10'	12'	14'	16'
	3.52	4.40	5.70	6.44	7.84

**SQUARE BARN POLES**  
Wolmanized Treated

	10'	12'	14'	16'	18'	20'	22'	24'
4"x4"	6.33	7.44	8.40	10.45	—	—	—	—
4"x6"	—	12.00	13.58	16.32	19.98	23.20	—	—
6"x6"	—	16.74	19.53	23.04	28.08	33.00	39.27	44.64



**FIBERGLAS KRAFT FACED PINK INSULATION**

Homes should have 6" or more, in ceilings and 3" or more, in walls and floors

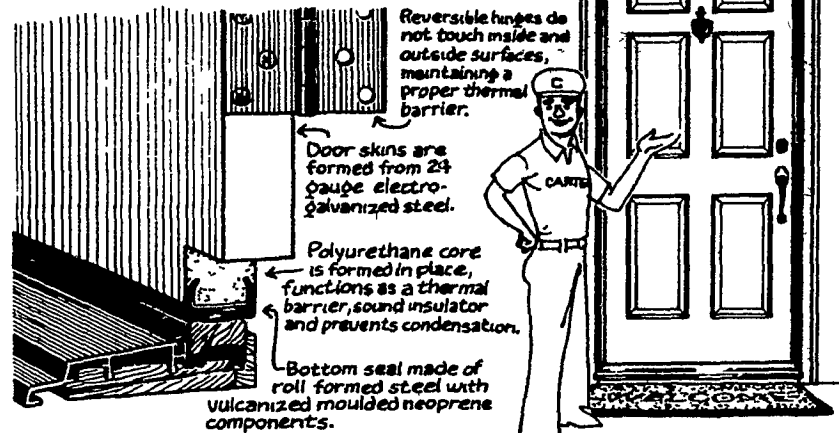
3 1/2" x 15" 88.12 Sq. Ft. Roll . . . . .	<b>\$9.92</b>	6x15" 48.96 Sq. Ft. Roll . . . . .	<b>\$8.94</b>
3 1/2" x 23" 135.12 Sq. Ft. Roll. . . . .	<b>\$15.88</b>	6" x 23" 75.7 Sq. Ft. Roll . . . . .	<b>\$14.08</b>

**THERMAX SHEATHING**  
R-6 Insulation Value 4'x8'x3/4" . . . . . **\$8.89**


**FABRAL CORPORATION METAL ROOFING & SIDING**

LENGTHS	DOUBLE-RIB			
	ALUMINUM HI-STRENGTH ALLOY WIDTH 48" NET	PAINTED STEEL 29 GAUGE WIDTH 32" NET	GALVANIZED STEEL 29 GAUGE WIDTH 32" NET	1/4" 29 GAUGE CORRUGATED GALVANIZED WIDTH 24" NET
7'	—	—	6.00	4.55
8'	10.37	9.38	6.86	5.20
9'	—	—	7.72	5.85
10'	12.96	11.72	8.58	6.50
11'	—	—	9.44	—
12'	15.55	14.07	10.30	7.98
14'	18.14	16.41	12.02	—
16'	20.74	18.76	—	—
18'	23.33	—	—	—
20'	25.92	—	—	—
22'	28.51	—	—	—

**PERCHAGE Pre-Hung METAL-CLAD DOORS**



- Exterior primed wood frame with outside casing and adjustable sill.
- Steel faced and foam filled.
- Threshold is extruded aluminum and pre-finished oak, fully adjustable with thermal barrier.
- No combination door is needed.



model C49  
1 1/2" thick - 3' wide

**\$114.99**

OTHER STYLES IN STOCK  
Door Knocker, Lock and Handle not included.



**Chemfoam® POLYSTYRENE FOAM INSULATION BOARD**

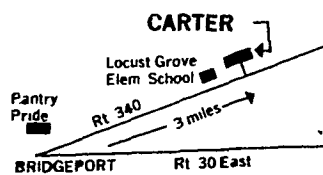
1'x2'x8'	1'x4'x8'
<b>\$2.49</b>	<b>\$4.99</b>
2'x2'x8'	2'x4'x8'
<b>\$4.99</b>	<b>\$9.99</b>

**OPEN 7:30 TO 5:30 — 6 DAYS A WEEK**

**DELIVERY AVAILABLE**



2275 OLD PHILADELPHIA PIKE  
LANCASTER, PA. 17602  
3 Miles East on Rt. 340  
717-397-4829 or 397-4820



RT. 230  
ELIZABETHTOWN, PA.

1 Mile East of Elizabethtown  
717-367-1886 or 653-8310

