



BINKLEY & HURST BROS.

PRE-HARVEST DISCOUNT ON ALL EQUIPMENT - AUG.

Make a Small Down Payment, then . . .
NO PAYMENTS, NO INTEREST TILL MARCH 1, 1981


After March 1, 1981 we will arrange a finance plan for you through JI Case Corporation

★ CHECK EACH TRACTOR INDIVIDUALLY FOR ADDITIONAL DISCOUNTS OFF OUR REGULAR PRICES

★ NOW IS THE TIME TO POWER-UP FOR SILO FILLING & FALL HARVEST WORK

White Oliver 1755 Diesel Tractor with 3 speed over & under shift, wide front, one owner, 1975 Hrs., Goodyear Power Torque 18.4x38 rear tires

\$7,950.00 less 1%



Case 1210 4-wheel drive. Boosts traction dramatically on heavy drawbar or loader work. Engage or disengage front wheel drive on the go in most condition. Especially adapted to rice farming, wild rice, wood work, tree farming etc. 65 HP, with canopy 1700 Hrs., reconditioned. Weights not incl. in price.

\$9750.00 less 2%

IH utility tractor Model 444 with IH loader and like new rubber.

\$4,385.00 less 10%

Case 1070 Diesel Tractor, 1750 hours, 4 post roll frame w/canopy, standard shift, 18.4x38 rear tires.

\$14,900.00 less 10%

Allis Chalmers 7040 Diesel Tractor, cab, air, heater, power shift, 20.8x38 rear tires, low hrs., 1977 model.

\$23,800.00 less 10%

Case 2290 Diesel Tractor, cab, air, heater, 20.8x38 rear tires, less than 300 hours, 128 Hp.

\$24,900.00 less 1%

1975 model Case 1070 Diesel Tractor, cab, heater, power shift trans., w/front weights, 800 original hours.

\$17,300.00 less 2%

2470 w/18.4x34 dual wheels, 4 remotes, 4 wheel drive, On-The-Go Power Shift Trans., cab, air, heater, 3 pt hitch, PTO, ready for hard work, 526.6 hrs.


\$36,800.00 less 1%

Case 1175 Diesel w/cab, air, heater, std shift, 16.9x38 dual wheels, excellent, 1630 hours.

\$16,400.00 less 3%

Case Model VAS Cultivator Tractor, high clearance, 3 pt. hitch, hydraulic, a real buy.

\$1,200.00 less 3%



Case 2470 4-wheel drive diesel tractor, 213 Engine H.P. w/cab, air, heater, 20.8x34 tires, 3 pt. hitch for in-the-furrow plowing, PTO, 4 remotes, On-The-Go power shift trans., Like new with only 94 Hrs. This tractor also has the uncomparable crab steering, a very important feature. Can easily be used to pull corn harvesters and other PTO equipment.

\$37,800.00 Notice!

We need trade-ins on this unit and we will give you a Special! Super Deal! For that trade-in

IH Model 1586 Diesel Tractor with Cab, Air, Heater, 20.8x38 axle duals, front weights, and approximately 600 Hrs., this unit is in like new condition for only.

\$27,800 less 3%

Oliver Model 1950 tractor with GM Diesel, 2 speed shift, front weights.

\$6,900.00 less 2%

Massey Ferguson Model 175 Diesel Tractor with 14.9x36 deep lug tires, like new, this unit has been reconditioned & painted.

\$4,950.00 less 2%

Case 530 tractor, tricycle type, draft-o-matic, 3 pt. hitch diff. lock, with 2 row mounted cultivators, late Model, nice condition.

\$3,485.00 less 30%

Case 1570 Diesel Tractor, cab, air, heater, 20.8x38 rear tires, less than 800 Hrs., HP. checked at approximately 200 HP., ideal for turning PTO corn harvesters etc. Clamp on dual wheels available, but not in price. Serial #4691.

\$26,000.00 less 4%

Case 580B industrial loader tractor with cab and power shuttle, forward & reverse trans., motor rebuilt about 1 year ago, rear counterweight, loader lifting height reach approximately 10 foot 9" self leveling.

\$6,900.00 less 5%

NEW CASE TRACTOR HARVEST SPECIAL

Buy During Our Discount Sale Days & Save (The Early Bird Gets The Worm)


NEW CASE 43 H.P. DIESEL TRACTOR

1 Only Serial # 11017102

\$9770

Reg. Book Price

Less 3490!



10% OFF

LISTED BELOW ARE TRACTOR TIRES!


BRAND

- (1) 20 8x38, 8 ply, Goodyear Power T
- (2) 20 8x38, 8 ply, Goodrich Radial
- (2) 20 8x38, 8 ply, Armstrong
- (3) 20 8x38, 10 ply, MDG
- (4) 20 8x38, 8 ply, Firestone All Trac
- & Rd Take Off's
- (2) 18 4x38, 6 ply, Alliance
- (2) 18 4x38, 6 ply, Goodrich
- (4) 16 9x38, 8 ply, Goodrich Radial
- (2) 16 9x38, 6 ply, Goodrich Silvertop
- Grip
- (4) 15 5x38, 6 ply, Goodrich Silvertop
- (3) 15 5x38, 8 ply, Goodrich Silvertop
- (1) 13 6x38, 6 ply, Goodrich Traction
- (1) 13 6x38, 4 ply, Goodyear
- (2) 13 6x38, 6 ply, Goodrich Silvertop
- (2) 13 6x38, 8 ply, Alliance
- (1) 9x38, 4 ply, Firestone
- (1) 12 4x38, 4 ply, Goodrich
- (2) 12 4x36, 4 ply, Goodyear
- (2) 11 2x36, 4 ply, Safemark on rim, I
- fts Farmall C
- (5) 18 4x34, 8 ply, Farm Hand
- (2) 16 9x34, 6 ply, Concord, similar to
- (4) 23 1x30, 8 ply, Armstrong Max Tr
- (2) 23 1x30, 8 ply Goodrich
- (2) 18 4x30, 8 ply, Goodyear
- (2) 18 4x30, 6 ply, Goodyear
- (2) 16 9x30, Used on Rim For Pair
- (2) 16 9x30, 6 ply, Goodrich Power G
- (2) 18 4x28, 6 ply, Goodrich Power G
- (2) 14 9x28, 6 ply, Goodyear Sure Gr
- (2) 13 6x28, 6 ply, Firestone All Trac
- (2) 12 4x28, 4 ply, Goodrich
- (2) 12 4x28, 6 ply, Firestone Field & F
- (2) 12 4x28, 4 ply, Goodrich Power G
- (2) 11 2x28, 4 ply, Goodrich
- (2) 18 4x26, 6 ply, Goodrich
- (1) 14 9x24, 6 ply, Firestone tubeless
- (2) 17 5x24, 8 ply, Industrial Armstrc
- (3) 9 5x24, 4 ply, Multi Angle
- (2) 800x16, 2 ply, Goodyear

USED REAR TRACT

- (1) 16 9x38, 6 ply, Armstrong Max I I
- 30% Tread
- (1) 16 9x38, 8 ply, Goodyear Tractor
- Bar, 10% Rubber Left
- (1) 14 9x24, 6 ply, Goodrich Silvertop
- Lug Rim
- (1) 18 4x34, 8 ply, on rim for 930 Cas
- Tread
- (1) 8 Lug wheel for 14 9x24 tire
- (2) 11 2x16, 6 ply wagon tire used

HEAVY DUTY RHINO BLADES



IN STOCK
Ideal for
Barnyard
Scraping
And Snow
Removal

ALL PRICES LESS 20% OFF
RHINO 100

6' 10" angle adjustments 3 reverse positions
Offsets 12" right or left For tractors rated 20 40
dbhp

6 Foot **\$263.00**

RHINO LR

Available with 7' or 8' moldboard, completely reversible Offsets up to 23", right or left 30 complete adjustments for angle, tilt and pitch — without tools For tractors rated 20-55 dbhp. Planer wheel available

7 Foot **\$476.00** 8 Foot **\$513.00**

RHINO BR

Available with 7' or 8' moldboard 34 adjustments for angle, tilt and offset — without tools Offsets a full 30", right or left Reversible 360 degrees For wheel type tractors with 55-75 dbhp ratings Fits Category I and II three-point hitches Planer wheel available

7 Foot **\$882.00** 8 Foot **\$912.00**

RHINO 900

Available with 7' or 8' moldboards Offsets 30" right or left 360 moldboard rotation Manual or hydraulic adjustments for tilt angle and offset For Category I and II tractors 45-110 hp Planer wheel available

7 Foot **\$974.00** 8 Foot **\$1005.00**

POST HOLE DIGGER — RHINO 500

Quickly digs holes for fence posts etc Swivel hook available to convert the post hole digger to a 1500 lb capacity utility crane Three year warranty on the gear box



IN STOCK WITH
9" AUGER
\$587.00

BEHLEN CORN CRIBS

Model EXL 115
1515 Bushel
Plus extra area in
Roof At Only

\$992.00 Less 10%

While our discounts are on is the time to purchase your corn crib and have plenty of time to erect

MANY MORE SPECIAL DISCOUNT PRICES ON EQUIPMENT ARE NOT LISTED.

Stop in and treat yourself to Some Fabulous Buys.

We Want Your Business & We'll Do Our Best To S



BINKLEY & HURST B

133 Rothsville Station Rd, Lititz, PA. 17543 Ph: (717)
Business Hours: Mon. - Fri. 7 AM to 5 PM; Sat. 7 AM