


ALASKA KODIAK WOODBURNERS



FIREPLACE INSERT

- Fits into your existing fireplace complete with all parts, including blower and instructions for easy installation.
- Specifications (Large)
Burning time 10 to 12 hours. Heating capacity with blower, 2,500 Sq. ft., without blower 2,000 Sq. ft. Fireplace minimum opening 23½" high x 32¼" wide x 15¼" deep.

Effective Now Factory Authorized
Super Sale of 1980

MANY OTHER MODELS AVAILABLE



CHESTER B. NOLT

30 S. Hershey Ave., Bareville
Leola, Pa. 17540
717-656-6898

STORE HOURS:

Closed Mon. & Tues., Open Wed., Thurs., Fri. 10 to 8,
Sat. 10 to 4. Other hours by appointment

Junior Cooking Edition

For many of us during this time of year, a salad is just a hike to the garden away. Juniors who have helped with the garden often find salads more enticing than ever. Frequently, though, the family is either out of salad dressing or the younger members are not as anxious to use a dressing. Today's recipes include one for Thousand Island Dressing which is great for the cook who likes to know what's in his salad dressing and for those who want to add a different flavor to the same old lettuce and carrots. Why not serve the salad with Wigglers?

We also have a Shoofly Coffee Cake for junior cooks to try. If it really shoos flies, every farmer in the country would like to have 2. Also for those who like sweets, we have several good recipes to try including one for Healthy Candy.

RED CHOCOLATE CAKE

First part:
½ cup sugar
⅓ cup cocoa
½ cup water
Second part:
½ cup shortening
1 cup sugar
2 eggs
2 cups cake flour
1 teaspoon soda
½ teaspoon salt
½ cup water
1 teaspoon vanilla

Mix the first part together and bring to boiling point. Cool. Cream shortening in the second part. Add sugar gradually and beat until fluffy. Add eggs and beat thoroughly. Sift flour, measure and add salt and soda. Sift again. Add sifted dry ingredients alternately with water and vanilla. Combine with the first mixture. Pour into greased layer pans. Bake at 350° F. for 30 minutes. Makes 2 8-inch layers.

Ben L. Beiler, Liverpool

WIGGLERS
3 pounds hamburger
9 slices bacon
3 onions
3 cups diced potatoes
3 cups cut celery
3 cups diced carrots
2 cans mushroom soup
1 can peas
½-2 quarts tomato soup
1 pound Velveeta cheese
2 pounds spaghetti

Fry bacon. Remove from skillet and add onion to the bacon grease. Add hamburger and cook. Put the mixture into a roaster. Add cooked potatoes, carrots, celery and peas. Add the mushroom soup and cooked spaghetti. Arrange bacon slices on top. Add grated cheese. Pour tomato soup over the top and bake ½-2 hours in 350° F. oven. Makes 1 big roaster full.

Ruth Ann Miller, Wyoming, Delaware

THOUSAND ISLAND DRESSING

½ cup sugar
1 teaspoon mustard
1 teaspoon salt
1 small onion
½ cup vinegar
½ cup salad oil
½ cup mayonnaise
¼ cup catsup

Put all the ingredients into a blender and mix well. Pour into a covered container and refrigerate until ready to use.

Rosella Shirk, Age 3, Mifflinburg

FINGER GELATIN

4 envelopes unflavored gelatin
3 packages (3-ounces) flavored gelatin
4 cups boiling water

In a large bowl, combine gelatins. Add boiling water and stir until dissolved. Pour into a large shallow pan. Chill until firm. Cut into squares or use cookie cutter for different designs. Serve.

Sylvia Stoltzfus, Age 11, Christiansburg

TEXAS HASH

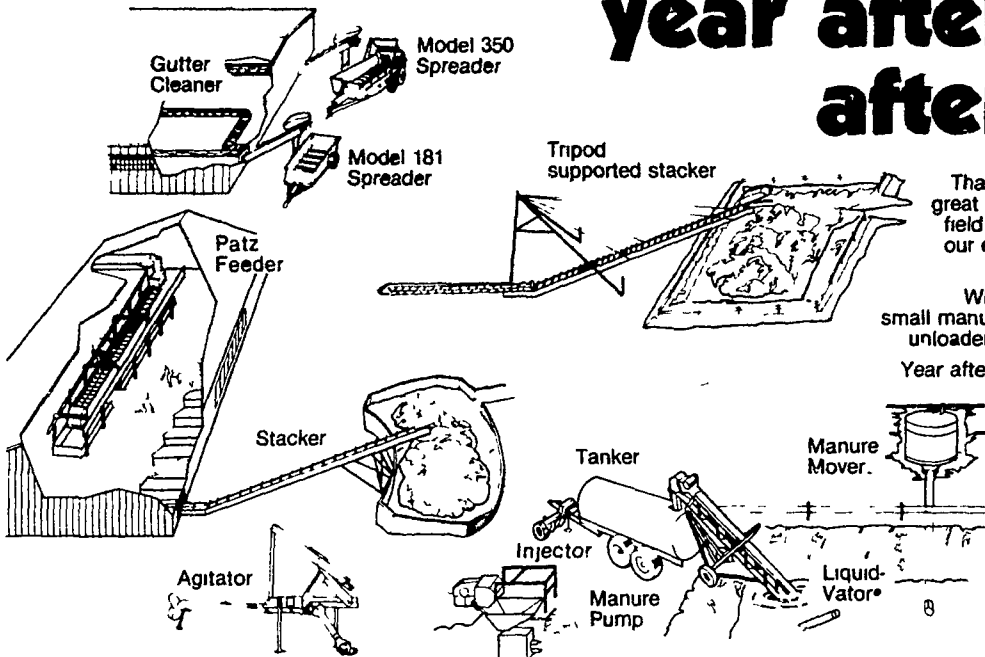
2 large onions, sliced
2 green peppers, cut fine
1 cup spaghetti or macaroni
2 teaspoons salt
3 tablespoons shortening
1 pound hamburger
2 cups tomatoes
¼ teaspoon pepper

Fry onions and green peppers slowly in shortening until onions are yellow. Add hamburger and fry until mixture falls apart. Add tomatoes, spaghetti and seasoning and mix. Put in a casserole. Cover and bake in a 375° F. oven for 45 minutes.

Mervin S. Zimmerman, Age 11, New Holland

(Turn to Page C12)

Patz builds manure handling systems you can depend on year after year after year



That's because Patz spends a great deal of time in design and field testing, to make sure that our equipment will stand up to your requirements

Whether you need a large or small manure handling system, a silo unloader, a conveyor, or feeder

Year after year, you can depend on

Patz

DISTRICT MANAGER GEORGE HEATH
472 Woodcrest Dr. Mechanicsburg, PA 17055 717-737-0002

Contact your nearest Patz dealer

ALEXANDRIA
MAX ISENBERG
814-669-4027

CAMP HILL
LLOYD SULTZBAUGH
717-737-4554

McALISTERVILLE
SANER FARM
SYSTEMS
717-463-2606

TERRE HILL
TERRE HILL
SILO CO. INC
215-445-6736

BALLY
LONGACRE
ELECTRIC
215-845-2261

CHAMBERSBURG
CUMBERLAND FARM &
DAIRY INC
717-263-1965

MILLERSBURG
LANDIS
LABOR SAVERS
717-692-4647

MARYLAND DEALERS
HAGERSTOWN, MD
TRI-STATE
FARM AUTOMATION
301-790-3698

BEDFORD
BENCE FARM
EQUIPMENT
814-623-8601

ELLIOTTSBURG
CARL BAER
717-582-2648

MILTON
LANDIS FARMSTEAD
AUTOMATION
717-437-2375

KENNEDYVILLE, MD
PINDER SERVICE CO
301-348-5263

BELLEFONTE
LUCAS BARN
EQUIPMENT
814-383-2806

HAMBURG
SHARTLESVILLE
FARM SERVICE
215-488-1025

PIPERSVILLE
MOYER
FARM SERVICE
215-766-8675

LINEBORO, MD
WERTZ GARAGE, INC
301-374-2672


BELLEVILLE
MACLAY & SON
717-935-2101

LEBANON
MARVIN J. HORST
DAIRY EQUIPMENT
717-272-0871

QUARRYVILLE
UNICORN FARM SERVICE
JAMES E LANDIS
717-786-4158

STREET, MD
P & S EQUIPMENT INC
301-452-8521

SAVE ON DUNLOP GAS WISER RADIALS FOR RV AND LIGHT TRUCKS



RADIAL & RADIAL
ROVER & ROVER
RIB & TRACTION
STEEL BELTED RADIALS

SIZE	RIB		M&S	
	TREAD	TREAD	TREAD	PLY
8:00 R16.5	82.49	89.09	8	
8:75 R16.5	89.13	96.26	8	
9:50 R16.5	99.79	107.78	8	
10:00 R16.5	103.08	111.36	8	
12:00 R16.5	119.47	129.03	8	

Plus FET & PA Sales Tax
Mounted & Balanced Free

ACTION TIRE SALES

Manheim, PA
(717) 665-4602