




CARTER Lumber


POLE BUILDING MATERIAL HEADQUARTERS

 DIMENSION LUMBER ASSOCIATION GRADE STAMP	8'	10'	12'	14'	16'
	2"x4"	1.35	1.92	2.30	2.67
2"x6"	2.26	2.82	3.38	3.95	4.51
2"x8"	3.16	3.95	4.74	5.53	6.31
2"x10"	4.61	5.77	6.92	8.07	9.23
2"x12"	5.58	6.98	8.38	9.77	11.17

 SHEATHING GRADE 4'x8' PLYWOOD	5/16"	3/8"	1/2"	5/8"	3/4"	3/4" T&G
	—	7.05	8.45	11.45	13.49	14.55

 SQUARE BARN POLES Wolmanized Treated	10'	12'	14'	16'	18'	20'	22'	24'
	4"x4"	6.00	7.12	7.93	10.02	—	—	—
4"x6"	—	11.52	13.44	16.16	19.62	23.00	—	—
6"x8"	—	16.38	19.32	22.56	27.81	32.40	38.61	43.56

Chemfoam®
POLYSTYRENE FOAM INSULATION BOARD

	1"x2x8'	1"x4x8'
	\$2 ⁴⁹	\$4 ⁹⁹
	2"x2x8'	2"x4x8'
	\$4 ⁹⁹	\$9 ⁹⁹

 **FENCE POST** WOLMANIZED...7'-3 1/2" TOP..... **\$2.95**

 **BARN SIDING** SPRUCE. 1"x10" **44¢** Lin Ft

 **ASPHALT ROOFING** Self-Sealing Shingles sq **\$25.59** BDLE **\$8.53**

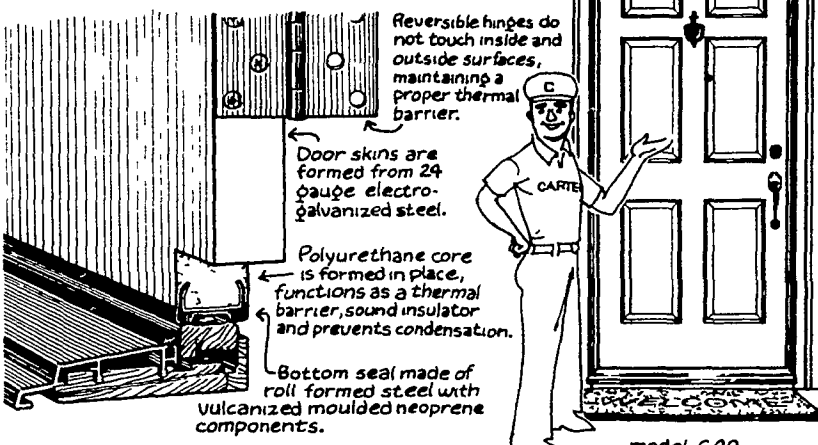
FABRAL CORPORATION METAL ROOFING & SIDING

LENGTHS	DOUBLE-RIB			
	ALUMINUM HI-STRENGTH ALLOY WIDTH 48" NET	PAINTED STEEL 29 GAUGE WIDTH 32" NET	GALVANIZED STEEL 29 GAUGE WIDTH 32" NET	1 1/4" 29 GAUGE CORRUGATED GALVANIZED WIDTH 24" NET
7'	—	—	6.20	4.70
8'	10.37	9.60	7.09	5.37
9'	—	—	7.98	6.05
10'	12.96	12.00	8.86	6.72
11'	—	—	9.75	—
12'	15.55	14.40	10.64	8.06
14'	18.14	16.80	12.41	—
16'	20.74	19.20	—	—
18'	23.33	—	—	—
20'	25.92	—	—	—
22'	28.51	—	—	—

S4S-YP OSMOSE Treated Lumber
Ask for Carter's Current Low, Low Prices

	8'	10'	12'	14'	16'
2"x4"	2.37	2.90	3.68	NS	5.01
2"x6"	3.76	4.70	6.06	NS	7.92
2"x8"	4.69	5.87	8.00	NS	9.60
2"x10"	5.60	NS	10.20	NS	13.60

PEACHTREE Pre-Hung METAL-CLAD DOORS



Reversible hinges do not touch inside and outside surfaces, maintaining a proper thermal barrier.

Door skins are formed from 24 gauge electro-galvanized steel.

Polyurethane core is formed in place, functions as a thermal barrier, sound insulator and prevents condensation.

Bottom seal made of roll formed steel with vulcanized moulded neoprene components.

model C49
1 1/4" thick - 3' wide

- Exterior primed wood frame with outside casing and adjustable sill.
- Steel faced and foam filled.
- Threshold is extruded aluminum and pre-finished oak, fully adjustable with thermal barrier.
- No combination door is needed.

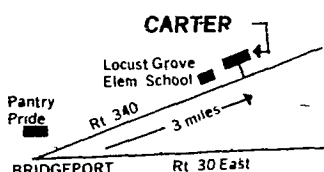
\$114.99

OTHER STYLES IN STOCK
Door Knocker, Lock and Handle not included.

OPEN 7:30 TO 5:30 — 6 DAYS A WEEK DELIVERY AVAILABLE



2275 OLD PHILADELPHIA PIKE
LANCASTER, PA. 17602
3 Miles East on Rt 340
717-397-4829 or 397-4820



RT. 230
ELIZABETHTOWN, PA.
1 Mile East of Elizabethtown
717-367-1886 or 653-8310

