

CARTER Lumber

POLE BUILDING MATERIAL HEADQUARTERS

DIMENSION LUMBER ASSOCIATION GRADE STAMP	8' 10' 12' 14' 16'				
	2"x4"	1.35	1.85	2.22	2.58
2"x6"	2.19	2.74	3.28	3.84	4.38
2"x8"	2.91	3.64	4.37	5.10	5.82
2"x10"	4.48	5.60	6.72	7.84	8.96
2"x12"	5.42	6.78	8.14	9.49	10.85

SHEATHING GRADE 4'x8' PLYWOOD						
	5/16"	3/8"	1/2"	5/8"	3/4"	3/4" T&G
	—	7.29	8.59	11.05	13.35	14.55



SQUARE BARN POLES Wolmanized Treated								
	10'	12'	14'	16'	18'	20'	22'	24'
4"x4"	6.00	7.12	7.93	10.02	—	—	—	—
4"x6"	—	11.52	13.44	16.16	19.62	23.00	—	—
6"x6"	—	16.20	19.32	22.56	27.81	32.40	38.61	43.56

 **ALUMINUM SIDING \$62⁹⁹**
Horizontal White.....100 sq. ft.....

 **SOLID VINYL SIDING \$52⁵⁰**
8" horizontal—White...100 sq. ft.....

 **THERMAX SHEATHING \$8⁹⁹**
R-6 Insulation Value ... 4'x8'x3/4".....

GARAGE DOORS
Wood Construction


	9' x 7' 4 PANEL 4 SECTION	\$131⁵⁹
	16' x 7' 4 PANEL 4 SECTION	\$273⁵⁵

FABRAL CORPORATION METAL ROOFING & SIDING

LENGTHS	DOUBLE-RIB			
	ALUMINUM HI-STRENGTH ALLOY WIDTH 48" NET	PAINTED STEEL 29 GAUGE WIDTH 32" NET	GALVANIZED STEEL 29 GAUGE WIDTH 32" NET	1 1/4" 29 GAUGE CORRUGATED GALVANIZED WIDTH 24" NET
7'	—	—	6.20	4.70
8'	10.37	9.60	7.09	5.37
9'	—	—	7.98	6.05
10'	12.96	12.00	8.86	6.72
11'	—	—	9.75	—
12'	15.55	14.40	10.64	8.06
14'	18.14	16.80	12.41	—
16'	20.74	19.20	—	—
18'	23.33	—	—	—
20'	25.92	—	—	—
22'	28.51	—	—	—



CARDINAL INSULATED GLASS METAL-CLAD Pre-Hung DOORS



Model C49

Doorway is weatherproof no combination door is needed Door is steel faced and foam filled Exterior primed wood frame with outside casing and swing-in adjustable sill/threshold with magnetic weather stripping 1 3/4" thick—3' wide. **\$109⁹⁵**
Door Knocker, Lock & Handle not Included

OPEN 7:30 TO 5:30 — 6 DAYS A WEEK DELIVERY AVAILABLE



2275 OLD PHILADELPHIA PIKE
LANCASTER, PA 17602
JUST 3 MILES EAST ON RT. 340
PHONE 717-397-4829
717-397-4820

