

CENTRAL TRACTOR FARM & FAMILY CENTER

Hurry! Sale prices good only through

SATURDAY, JUNE 14, 1980



5 Panel Steel Gates

48" high gates with panels made of heavy 22 gauge galvanized steel. Gates are 4" shorter than listed to compensate for hinges and latch. Complete with screw hooks, hinges and side hatch.

10'
17686-253 Reg 39 99

12'
17687-253 Reg 43 99

14'
17676-253 Reg 49 99

16'
17677 253 Reg 55 99

SALE **34⁹⁹**

SALE **38⁹⁹**



SALE **43⁹⁹**

SALE **48⁹⁹**

\$242

Reg. 2 75 / SAVE 33^c
24677-282


6' Steel "T" Post



\$22⁹⁵

Reg. 25 95 per bale
24670-282

9,000'
Baler Twine
10 or more
\$19.97



104⁸⁸

Reg 136 88 / SAVE 32 00
19389-243

10 Cu. Ft. Trailer Cart

Heavy steel body. Quickly and easily hitches to a garden tractor or riding mower. Removable sliding tailgate. Large pneumatic tired wheels. Body 43" long, 30" wide, 12" deep.

244⁹⁹

Reg 299 99 / SAVE 55 00
12958-279

16' Bale Elevator

16' Bale Elevator, composed of two 8 ft sections. Complete with motor mount, sheave and belt. For electric motor and gas engine drive.

8' Extension for above Reg 109 99
12959-279


SALE **84.99**

139⁹⁹

Reg 159 99 / SAVE 20 00
11167-097

8" Rockwell Table Saw & Motor

Model 31-205 Cuts a big 2 1/4" at 90° 1 1/2" at 45° bevel, enough to cut dimensional 2x4 lumber at 45° bevel. Heavy Duty cast aluminum table measures 16"x26" for work stability. Powerful 9.5 amp motor. Rips 10 1/4" right or left of blade for shelving. Includes 8" blade and wrench. Only 35 lbs for portability.




Tractor Umbrella

Fits all makes and models. Completely new umbrella can be adjusted to most any angle to protect you from the sun and allow free air movement at the same time.

38⁷⁷

Reg 45 99 / SAVE 7 22
12100 236



Wagon Gear

Rugged all-welded construction, heavy duty spindles, adjustable wheel base standard tongue, and 5' reach (additional charge for longer reaches). All come less tires.

5 Ton
8030-046 Reg 349 95

SALE **299⁹⁵**

6 Ton
8039-046 Reg 399 95

SALE **359⁹⁵**

8 Ton
8045-046 Reg 449 95

SALE **399⁹⁵**

10 Ton
8059-046 Reg 539 95

SALE **479⁹⁵**

Last Year's Prices, Limited Number

\$389⁹⁵

Reg. 419.95 / SAVE 30.00
28900-250

Model 165 Box Gravity Box

Ends sides and bottom are made of 14 gauge prime steel, super-structure made of formed steel plate. Wagon and tires not included.

314⁹⁹

20226-157

9" Post Hole Digger

334⁹⁹

20227 157

12" Post Hole Digger

Three point hitch hookup frame made of high strength steel tubing, gearbox has special alloy gears. Made to last.

699⁹⁹ Reg 999 99 / SAVE 300 00
300 Gallon 16511 100


Field Sprayer

Polyethylene tank, 8-way selector valve, 20 gallon tips, 2 braid hose, 3/4" suction hose and 3/4" nylon type strainer. 8 row boom, tread easily adjustable from 51" to 88", comes less pump and tires.

Field Sprayers Clearance

- Adjustable manifold bracket
- 8-Way Selector Sprayer Manifold
- Nylon strainer and full flow valve

- Heavy duty adjustable axle trailer
- Variable nozzle spacing
- 1/2" EVA tubing




949⁹⁹

Reg 1349 99 / SAVE 400 00
16560-100

500 Gal. Field Sprayer

This big 10 row, 21 nozzle sprayer will give approximately 35 ft. coverage. Comes with 1/2" hose booms (standard EVA tubing), nylon fittings on booms and hoses, and high speed Timken bearings and 15" rims (less tires). The heavy duty axle trailer gives you a 40" row width down to any row width desired plus complete visibility. 20 GPA tips standard, other tips available. Less pump and tires.



1149⁹⁹

Reg. 1349.99 / SAVE 200.00
22527-258

Dynamark 11 Hp. Ground Engaging Tractor & 42" Mower

Synchro-balanced Briggs & Stratton engine, electric start, 42" triple blade mower deck, heavy duty direct drive transaxle transmission with disc brake and automotive type bevel gears. 4 speeds forward, 1 reverse. Optional plow, tiller, disk, cultivator & scraper blade available.

MOWER DECK INCLUDED



336⁸⁸

Reg 376 88 / SAVE 40 00
17979-106

Airless Paint Sprayer

Provides minimum overspray covers fast and gives even film thickness regardless of type of paint used. Will handle acrylics, alkyds, enamels, lacquers, latex primers, stains and corrosion resistant coatings. Features 1/2 H.P. 110 volt motor, 8' grounded cord and 15 spray hose. Will deliver 1/2 gallon of paint per minute.

27⁹⁷

Reg 39 97 / SAVE 12 00
9462-060

5 Gal. Red Acrylic Latex Barn Paint

34⁹⁷

Reg 46 97 / SAVE 12 00
9464-060

5 Gal. White Acrylic Latex Barn Paint


This high quality acrylic latex paint gives excellent durability at a moderate cost. Self priming, self cleaning and not poisonous to animals.
1 gal White Acrylic House Paint
9463-060 Reg 12 99

SALE **8 77**

CENTRAL TRACTOR



FARM & FAMILY CENTER



All items are subject to stock on hand. We reserve the right to limit quantities. Sale ends on the above date.

LANCASTER

1570 Manheim Pike, Hwy. 72 North
Ph: 717-569-0111
Sale Hours:
8:30 - 5:30 Mon. - Fri.
8:30 - 5:00 Saturday

CHAMBERSBURG

1351 Lincoln Way East
Ph: 717-264-8282
Store Hours:
9-6 Mon. - Thur.
9-9 Fri., 9-5 Sat.