

**CENTRAL TRACTOR FARM & FAMILY CENTER**

**Hurry!** Sale prices good only through

**SATURDAY, JUNE 7, 1980**



**5 Panel Steel Gates**

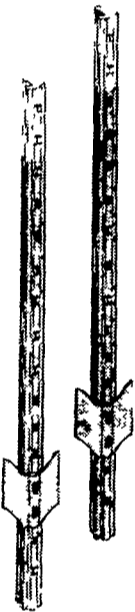
48" high gates with panels made of heavy 22 gauge galvanized steel. Gates are 4" shorter than listed to compensate for hinges and latch. Complete with screw hooks, hinges and side hatch.

- 10'**  
17686-253 Reg 39 99      SALE **34<sup>99</sup>**
- 12'**  
17687-253 Reg 43 99      SALE **38<sup>99</sup>**
- 14'**  
17676-253 Reg 49 99      SALE **43<sup>99</sup>**
- 16'**  
17677-253 Reg 55 99      SALE **48<sup>99</sup>**

**\$242**

Reg. 2 75 / SAVE 33<sup>00</sup>  
24677-282


**6' Steel "T" Post**



**\$22<sup>95</sup>**

Reg. 25.95 per bale  
24670-282

**9,000' Baler Twine**  
10 or more  
**\$19.97**



**21<sup>88</sup>**

Reg 28 88 / SAVE 7 00  
28302-286

**20" 3 Speed Breezebox**

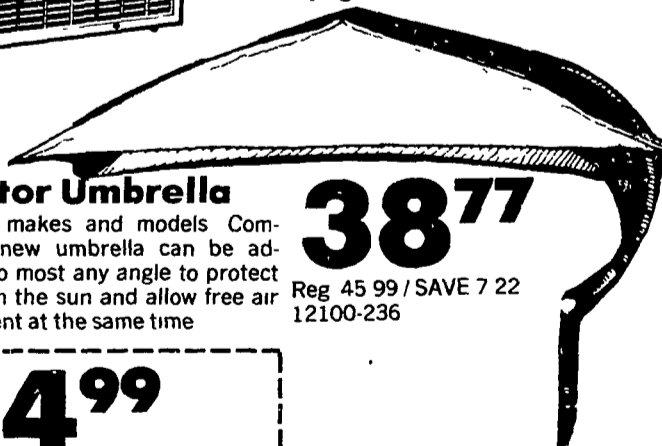
Rotary dial control switch, polypropylene propeller blades, full sized carrying handle

**Tractor Umbrella**

Fits all makes and models. Completely new umbrella can be adjusted to most any angle to protect you from the sun and allow free air movement at the same time.

**38<sup>77</sup>**

Reg 45 99 / SAVE 7 22  
12100-236



**314<sup>99</sup>**

20226-157

**9" Post Hole Digger**

**334<sup>99</sup>**

20227 157

**12" Post Hole Digger**


Three point hitch hookup frame made of high strength steel tubing gearbox has special alloy gears. Made to last.

**699<sup>99</sup> Reg 999 99 / SAVE 300 00**  
**Field Sprayer**

Polyethylene tank, 8-way selector valve, 20 gallon tips, 2 braid hose, 3/4" suction hose and 3/4" nylon type strainer. 8 row boom, tread easily adjustable from 51" to 88", comes less pump and tires

**Field Sprayers Clearance**

- Adjustable manifold bracket
- 8 Way Selector Sprayer Manifold
- Nylon strainer and full flow valve
- Heavy duty adjustable axle trailer
- Variable nozzle spacing
- 1/2" EVA tubing



**949<sup>99</sup>**

Reg 1349 99 / SAVE 400 00  
16560-100

**500 Gal. Field Sprayer**

This big 10 row, 21 nozzle sprayer will give approximately 35 ft. coverage. Comes with 1/2" hose booms (standard EVA tubing), nylon fittings on booms and hoses, and high speed Timken bearings and 15" rims (less tires). The heavy duty axle trailer gives you a 40" row width down to any row width desired plus complete visibility. 20 GPA tips standard, other tips available. Less pump and tires.

**5 Gallons Aluminum Roof Coating**

**24<sup>77</sup>** Reg 31 77 / SAVE 7 00  
13974-272

This asphalt base product provides a waterproof coating for outside wall surfaces as well as roofs. Regular prices may vary locally.

Roof Brush for applying roof coating  
21622-169      4.29



**1149<sup>99</sup>**

Reg. 1349.99 / SAVE 200 00  
22527-258

**MOWER DECK INCLUDED**

**Dynamark 11 Hp. Ground Engaging Tractor & 42" Mower**

Synchro-balanced Briggs & Stratton engine, electric start, 42" triple blade mower deck, heavy duty direct drive transaxle transmission with disc brake and automotive type bevel gears. 4 speeds forward, 1 reverse. Optional plow, tiller, disk, cultivator & scraper blade available.



**769<sup>99</sup>**


Reg 899 99 / SAVE 130 00  
22501-258

**10 Hp. 36" Cut Rear Discharge**

Grass clippings are ejected out the rear to prevent clogging. Includes electric starter, alternator, sealed beam headlights, twin blades for 36" cut, gas & ammeter gauges, and rack and pinion steering.

Trailer type lawn sweeper.  
22499-258

119.99



Reg. 137.99 / SAVE 5.00  
18040-115

**225-Amp Arc Welder**

Includes ground clamp, insulated electrode holder, 14" electrode cable, 9' ground cable, 6' input cable with plug, female receptacle and helmet. Uses 220 volt, 60 cycle power source. Wheels not included. Regular prices may vary locally.

**\$132<sup>99</sup>**

**244<sup>99</sup>**


Reg 299 99 / SAVE 55 00  
12958-279

**16' Bale Elevator**

16' Bale Elevator, composed of two 8 ft sections. Complete with motor mount, sheave and belt. For electric motor and gas engine drive.

8' Extension for above Reg 109.99  
12959-279

SALE **84.99**



**Wagon Gear**

Rugged all-welded construction, heavy duty spindles, adjustable wheel base, standard tongue, and 5' reach (additional charge for longer reaches). All come less tires.

**5 Ton**

8030 046 Reg 349 95

SALE **299<sup>95</sup>**

**6 Ton**

8039 046 Reg 399 95

SALE **359<sup>95</sup>**

**8 Ton**

8045-046 Reg 449 95

SALE **399<sup>95</sup>**

**10 Ton**

8059-046 Reg 539 95

SALE **479<sup>95</sup>**

**Last Year's Prices, Limited Number**

**\$389<sup>95</sup>**

Reg. 419.95 / SAVE 30.00  
28900-250

**Model 165 Box Gravity Box**

Ends sides and bottom are made of 14 gauge prime steel, super-structure made of formed steel plate. Wagon and tires not included.

CENTRAL TRACTOR



**FARM & FAMILY CENTER**



All items are subject to stock on hand. We reserve the right to limit quantities. Sale ends on the above date.

**LANCASTER**

1570 Manheim Pike, Hwy 72 North  
Ph: 717-569-0111

Sale Hours:  
8:30 - 5:30 Mon - Fri.  
8:30 - 5:00 Saturday

**CHAMBERSBURG**

1351 Lincoln Way East  
Ph: 717-264-8282

Store Hours:  
9-6 Mon. - Thur.  
9-9 Fri.; 9-5 Sat.