


CENTRAL TRACTOR
FARM & FAMILY CENTER

Hurry! Sale prices good only through

SATURDAY, MAY 31, 1980

★ **CLOSED MEMORIAL DAY** ★



5 Panel Steel Gates

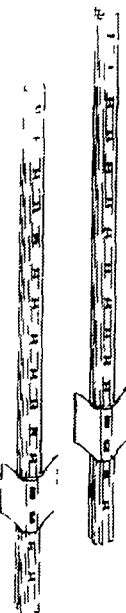
48" high gates with panels made of heavy 22 gauge galvanized steel. Gates are 4" shorter than listed to compensate for hinges and latch. Complete with screw hooks, hinges and side hatch.

- 10'**
17686 253 Reg 39 99 SALE **34⁹⁹**
- 12'**
17687 253 Reg 43 99 SALE **38⁹⁹**
- 14'**
17676 253 Reg 49 99 SALE **43⁹⁹**
- 16'**
17677 253 Reg 55 99 SALE **48⁹⁹**

\$242

Reg 2 75 / SAVE 33⁹⁹
24677-282

6' Steel "T" Post



\$22⁹⁵ **\$132⁹⁹**

Reg 25 95 per bale
24670-282


9,000' Baler Twine
10 or more
\$21.99

75⁹⁹

Reg 85 99 / SAVE 10 00
22044 176

Salt & Mineral Feeder

Holds 3/4 bushel or 7 gallons
Comes less face fly attachment



Tractor Umbrella

Fits all makes and models. Completely new umbrella can be adjusted to most any angle to protect you from the sun and allow free air movement at the same time.

38⁷⁷

Reg 45 99 / SAVE 7 22
12100 236

314⁹⁹

20226 157

9" Post Hole Digger

334⁹⁹

20227 157

12" Post Hole Digger

Three point hitch hookup frame made of high strength steel tubing gearbox has special alloy gears. Made to last.

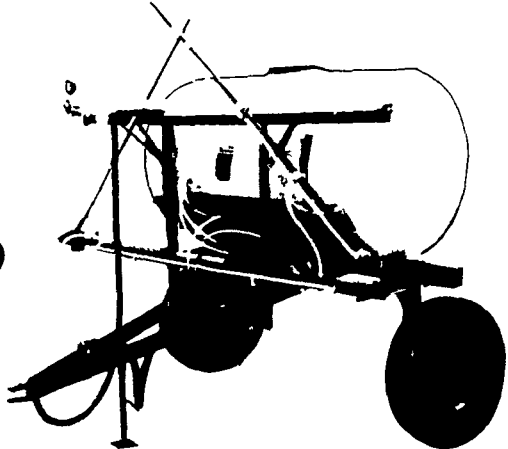
699⁹⁹ Reg 999 99 / SAVE 300 00
300 Gallon 16511 100

Field Sprayer

Polyethylene tank, 8-way selector valve, 20 gallon tips, 2 braid hose, 3/4" suction hose and 3/4" nylon type strainer. 8 row boom, tread easily adjustable from 51" to 88", comes less pump and tires.

Field Sprayers Clearance

- Adjustable manifold bracket
- 8 Way Selector Sprayer Manifold
- Nylon strainer and full flow valve
- Heavy duty adjustable axle trailer
- Variable nozzle spacing
- 1/2" EVA tubing



949⁹⁹

Reg 1349 99 / SAVE 400 00
16560 100

500 Gal. Field Sprayer


This big 10 row, 21 nozzle sprayer will give approximately 35 ft coverage. Comes with 1/2" hose booms (standard EVA tubing), nylon fittings on booms and hoses, and high speed Timken bearings and 15" rims (less tires). The heavy duty axle trailer gives you a 40" row width down to any row width desired plus complete visibility. 20 GPA tips standard, other tips available. Less pump and tires.

5 Gallons Aluminum Roof Coating

24⁷⁷ Reg 31 77 / SAVE 7 00
13974 272

This asphalt base product provides a waterproof coating for outside wall surfaces as well as roofs. Regular prices may vary locally.

Root Brush for applying roof coating
21622 169 4 29



1149⁹⁹


Reg 1349 99 / SAVE 200 00
22527-258

MOWER DECK INCLUDED

Dynamark 11 Hp. Ground Engaging Tractor & 42" Mower

Synchro-balanced Briggs & Stratton engine, electric start, 42" triple blade mower deck, heavy duty direct drive transaxle transmission with disc brake and automotive type bevel gears. 4 speeds forward, 1 reverse. Optional plow, tiller, disk, cultivator & scraper blade available.

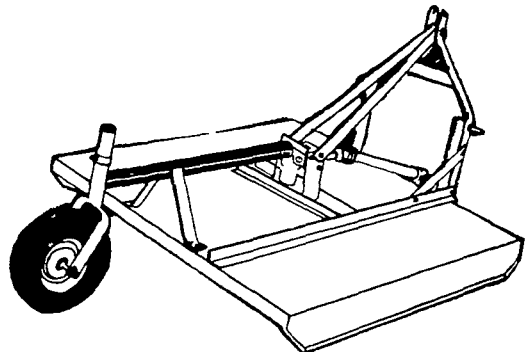
16 Hp Ground Engaging Tractor & 42" Mower
22552 258 SALE 1349 99
Reg 1599 99



Reg 137 99 / SAVE 5 00
18040-115

225 Amp Arc Welder

Includes ground clamp, insulated electrode holder, 14' electrode cable, 9' ground cable, 6' input cable with plug female receptacle and helmet. Uses 220 volt 60 cycle power source. Wheels not included. Regular prices may vary locally.



569⁹⁹

Reg 725 99 / SAVE 156 00
23500 280

3 Point 5' Rotary Cutter

One piece platform 40 Hp gear box, shielded PTO shaft, laminated tail wheel.

244⁹⁹

Reg 299 99 / SAVE 55 00
12958 279

16' Bale Elevator

16' Bale Elevator, composed of two 8 ft sections. Complete with motor mount, sheave and belt. For electric motor and gas engine drive.

8' Extension for above Reg 109 99
12959 279

SALE 84.99

Last Year's Prices, Limited Number
\$389⁹⁵

Reg. 419 95 / SAVE 30 00
28900-250

Model 165 Box Gravity Box

Ends sides and bottom are made of 14 gauge prime steel super structure made of formed steel plate. Wagon and tires not included.



Wagon Gear

Rugged all welded construction, heavy duty spindles, adjustable wheel base standard tongue, and 5' reach (additional charge for longer reaches). All come less tires.

5 Ton SALE **299⁹⁵**
8030 046 Reg 349 95

8 Ton SALE **399⁹⁵**
8045 046 Reg 449 95

6 Ton SALE **359⁹⁵**
8039 046 Reg 399 95

10 Ton SALE **479⁹⁵**
8059 046 Reg 539 95

CENTRAL TRACTOR



FARM & FAMILY CENTER



All items are subject to stock on hand. We reserve the right to limit quantities. Sale ends on the above date.

LANCASTER

1570 Manheim Pike, Hwy. 72 North
Ph: 717-569-0111

Sale Hours:

8:30 - 5:30 Mon - Fri
8:30 - 5:00 Saturday

CHAMBERSBURG

1351 Lincoln Way East
Ph: 717-264-8282

Store Hours:

9-6 Mon. - Thur.
9-9 Fri.; 9-5 Sat.