


Having Problems With Bridging And Feed Separation In Your Bulk Bin?



AGRI-EQUIPMENT INC. HAS THE ANSWER

With Their

SPECIAL DESIGNED FEED COLLECTOR

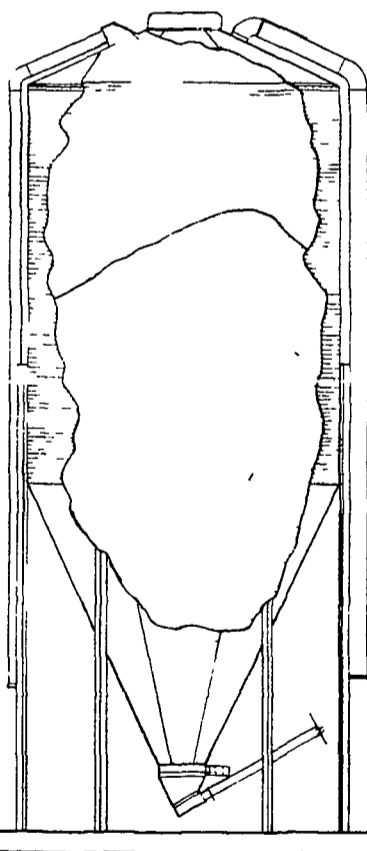
HERE'S HOW IT WORKS:

Instead of feed being blown in at high velocity at an angle causing the fines to drop on one side of the bin and the coarse particles on the other side, Agri-Equipments' Feed Collector allows feed to decelerate and drop gently into the center of the bin leaving you with a balanced ration as shown in the diagram below.

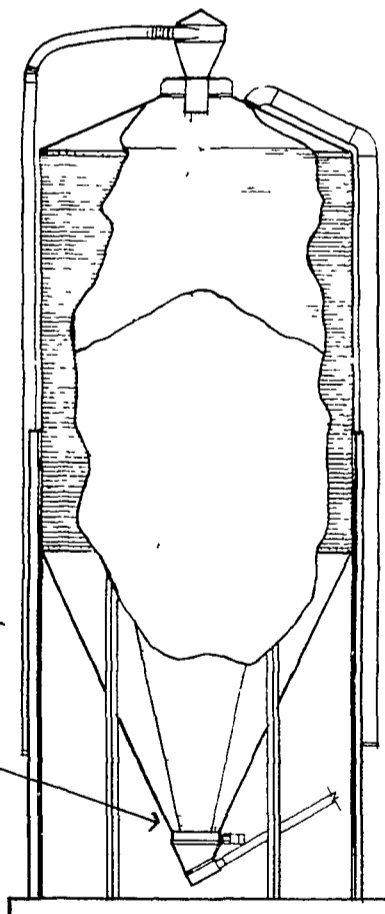
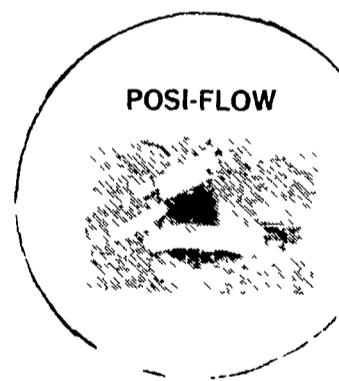
AGRI EQUIPMENT INC. also recommends that a Choretime Posi-Flow be coupled with its Feed Collector so that its slowly revolving disk and wisker will insure that the first feed in is first out. Result; no build up of moldy or stale feed, no bridging, no Medication Residue.



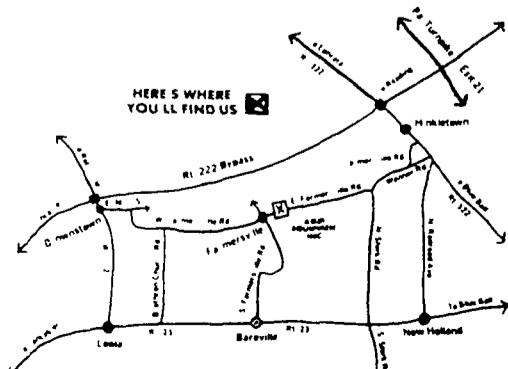
BEFORE FEED COLLECTOR



AFTER FEED COLLECTOR



★ FEED COLLECTORS INSTALLED ★



CATTLE — HOG — POULTRY EQUIPMENT
RD 4, EPHRATA, PA 17522

PHONE: 717-354-4271

★ SERVING PA, N.J. and N.Y.

AGRI-EQUIPMENT, INC.
OFFERS COMPLETE SALE,
INSTALLATION, SERVICE

STORE HOURS:
Mon. - Fri.
7:30 to 5:30;
Sat. 7:30 to 12:00