




CARTER Lumber

POLE BUILDING MATERIAL HEADQUARTERS

 DIMENSION LUMBER ASSOCIATION GRADE STAMP	8'	10'	12'	14'	16'
	2"x4"	1.33	1.90	2.28	2.64
2"x6"	2.25	2.81	3.37	3.93	4.50
2"x8"	3.29	4.11	4.93	5.75	6.57
2"x10"	4.51	5.63	6.76	7.89	9.01
2"x12"	5.79	7.24	8.69	10.14	11.58

SHEATHING GRADE 4'x8' PLYWOOD					
	5/16"	3/8"	1/2"	5/8"	3/4" T&G
	—	6.69	7.35	10.35	14.45

2x6 Center Match Wolmanized Boards					
	8'	10'	12'	14'	16'
	3.44	4.30	5.76	6.30	7.76

SQUARE BARN POLES Wolmanized Treated								
	10'	12'	14'	16'	18'	20'	22'	24'
4"x4"	6.33	7.44	7.84	10.77	—	—	—	—
4"x6"	—	12.12	14.14	16.96	19.80	23.20	—	—
6"x6"	—	17.10	19.95	23.52	27.81	32.70	37.95	42.84



 LANDSCAPE TIMBERS **\$3.29**
CCA Pressure Treated... 3 1/2"x4 1/2"x8 ...

 FENCE POST **\$2.79**
WOLMANIZED... 7'-3 1/2" TOP.....


 Farm Gate & Fence **BOARDS** **38 1/2¢**
Wolmanized... 1 1/8"x6" R.L. Lin. Ft.

FABRAL CORPORATION METAL ROOFING & SIDING

LENGTHS	DOUBLE-RIB ALUMINUM HI-STRENGTH ALLOY WIDTH 48" NET	GALVANIZED STEEL 29 GAUGE WIDTH 32" NET	1/4"-29 GAUGE CORRUGATED GALVANIZED WIDTH 24" NET
	7'	—	6.15
8'	10.37	7.02	5.24
9'	—	7.91	5.90
10'	12.96	8.75	6.56
11'	—	9.66	—
12'	15.55	10.54	7.87
14'	18.14	12.29	—
16'	20.74	—	—
18'	23.33	—	—
20'	25.92	—	—
22'	28.51	—	—

PAINTED STEEL DOUBLE-RIB \$4.100
Baked Enamel - White - Red - 100 Sq. Ft.

CARDINAL INSULATED GLASS METAL-CLAD Pre-Hung DOORS



Doorway is weather-proof no combination door is needed Door is steel faced and foam filled Exterior primed wood frame with outside casing and swing-in adjustable sill/threshold with magnetic weather stripping 1 3/4" thick-3' wide

Model C49
\$109⁹⁵

Door Knocker, Lock & Handle not Included

OPEN 7:30 TO 5:30 — 6 DAYS A WEEK DELIVERY AVAILABLE



2275 OLD PHILADELPHIA PIKE
LANCASTER, PA 17602

JUST 3 MILES EAST ON RT. 340

PHONE 717-397-4829
717-397-4820

