

Seven steps to good milking

LITITZ — Good milking practices are good business practices. Therefore, milking should be done by the best person.

A milker with bad milking habits or one who does not have the proper attitude about milking can cause greater harm than good, says Penn State's Larry Specht.

During milking there are two critical periods when udder damage is mostly likely to occur: at the beginning because of improper stimulation and teat cup application, and at the end because of excessive

stripping and teat cup removal.

Follow these rules for good milking routine:

1. Use a strip cup - The first two to three foremilk strippings should be checked for abnormalities. This prevents spread of mastitis organisms from cow to cow and increases milk quality because high-bacteria milk is discarded.

2. Wash and stimulate the udder and teats - Use a single-service paper towel, not a sponge, to prevent transfer of organisms from cow to cow. Dry thoroughly with another single-service paper towel. Careful

preparation of 20 to 30 seconds assists in stimulating milk letdown.

3. Attach the teat cups - Application should be within 60 to 90 seconds after first stimulation, or as soon as the teats are full of milk.

4. Position teat cups as low as possible - Adjust cups during milking as necessary to ensure that the quarters milk out properly.

5. When milk flow rate decreases, apply downward pressure to the claws to prevent teat cup "crawl" and to keep milk ducts open to ensure complete milking. (The length of milk flow time

varies from cow to cow, but usually takes about 3 to 6 minutes). Do not overmilk.

6. Shut off the vacuum at the claw and remove the teat cups carefully so that no air rushes into the unit. Admission of air into the teat cups during improper removal of milking units can cause vacuum fluctuation at the teat end. This fluctuation often causes milk droplets, which may contain mastitis pathogens, to impact against other teat ends.

7. Dip teats - Use a recommended teat dip and dip at least two-thirds of the teat immediately after removal of the machine.

SCALES

LIVESTOCK SCALES

For

Hog Operations

TRUCK & PLATFORM SCALES

ALSO AVAILABLE

GARBER SCALE COMPANY


121 Witmer Rd. Phone
Lancaster, Pa. 17602 (717) 393-1708

ALL SCALES STATE APPROVED.

SEE WALTER & JACKSON, INC. FOR YOUR POLE BUILDING NEEDS

LET OUR TRAINED STAFF HELP YOU WITH YOUR NEEDS

DURABLE ATTRACTIVE FARM BUILDINGS



BUILT WITH

FABRAL
CORPORATION

METAL ROOFING
AND SIDING

Fabral roofing and siding panels are custom-cut to length according to job specifications. This saves on material, erection time and labor costs. Most panels can be overlapped in segments of 6" or 8" to minimize longitudinal cutting. Fabral panels are available painted or in natural galvanized steel or aluminum. Painted panels have a baked on finish that is weather resistant and one that will retain its original beauty for years.

Looking for the ultimate IN ROOF PROTECTION?

BIRD
ARCHITECT
MARK 25
SHINGLES



Protection for 25 years

- New colors, new random design (no cutouts) give your home a longer, more luxurious look
- Won't lift up, won't rip off, won't let water in.
- Specify Bird Architect Mark 25 Shingles for your roof whether you're building or re-roofing.

Channeldrain®: the panel of experts.

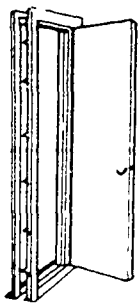


Farm building professionals agree: Wheeling Channeldrain roofing and siding panels give you a dollar-tight, weather-tight building.

- Tough, pre-painted galvanized steel lowers maintenance, protects your investment.
- Extra-wide 38" panels mean fewer panels and fasteners, save material costs.
- Patented drain channels run water off.
- Wide panel overlaps assure leak-proof joints.

Stocked in white, green & galvanized.
Now Stocked in Red

AGRI-DOR™



- Universal Swing
- Pre-Hung
- Pre-Finished
- Rugged
- Maintenance Free
- Pre-Packaged

One Box Has It All



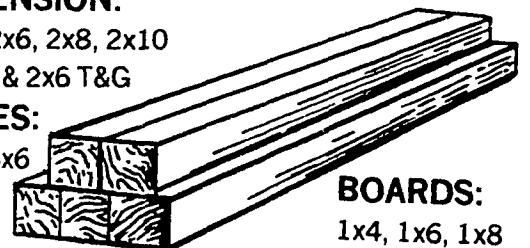
**WOOD ROOF TRUSSES
ORDERED TO YOUR
SPECIFICATIONS**

CALL FOR A FREE ESTIMATE
OF **YOUR** BUILDING

TREATED LUMBER

DIMENSION:
2x4, 2x6, 2x8, 2x10
2x12, & 2x6 T&G

POLES:
4x4, 4x6
6x6



BOARDS:
1x4, 1x6, 1x8

Wolmanized


ADDITIONAL PHONE NUMBER FOR YOUR CONVENIENCE...
TOLL FREE FROM MANY AREAS 717-786-7282

"WE DELIVER"
WALTER & JACKSON, INC.

CHRISTIANA, PA. 17509
PHONE: 215-593-5195 or 857-2613



Agricultural



Residential

OPEN 7:00 to 5:00 M-F 7:00 to 12:00 Sat.



"Serving THE AREA'S Building needs since 1872"