

YOU'RE IN BARGAIN COUNTRY

FARMERSVILLE EQUIPMENT

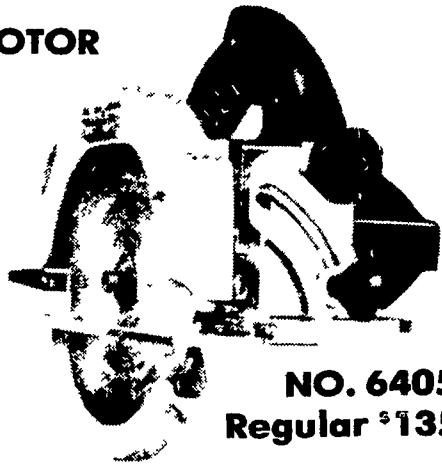
INC.
R D 4, Ephrata, Penna
717-354-4271



HEAVY DUTY CIRCULAR SAW-8 1/4"

POWERFUL 13 AMP MOTOR
LIGHTWEIGHT NEW HEAVY-DUTY
BALANCED CONTRACTORS SAWS
WITH SUPER SAWING FEATURES
AT AN ECONOMICAL PRICE!

- All Ball and Needle Bearings Serviceable External Brushes
- Heavy-Duty Construction Throughout Strong Non Conductive Glass Filled Nylon Housing and Handle
- Quick Return Heavy Duty Safety Tele scoping Guard Smooth Easy Action!




NO. 6405
Regular \$135.00

SPECIAL **\$109⁹⁵**

7 1/4" CIRCULAR SAW 6365 . . . Reg. \$119.95 **SPECIAL \$99.95**

MILWAUKEE RIGHT ANGLE DRILL



1/2" DRILL WITH RIGHT ANGLE DRIVE
Head and handle swivel 360° and can be locked tight in any position

ELECTRICIANS KIT WITH CARRYING CASE Model 3002-1

Used extensively for drilling between joists studding in tight corners or in close quarters on machinery equipment Provides two additional drilling speeds Chuck transferred from drill to LOW spindle of right angle unit reduces drills normal speed by 1/2 and increases drilling torque by 50% Chuck transferred to opposite spindle of right angle unit increases speed by 50%

List \$169.00

SPECIAL **\$144⁹⁵**

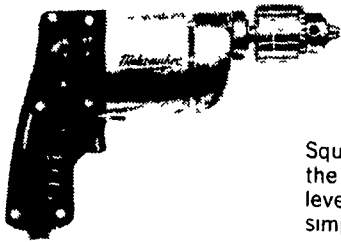
MILWAUKEE HEAVY-DUTY SAWZALL®

List \$135.00
SPECIAL

\$119⁰⁰



2 speed double insulated 2400/1700 Strokes per minute all ball and roller bearings No 6512 with case cuts any shape in any material Plunge cuts in wood and other resilient stock no starting hole required



MILWAUKEE HEAVY DUTY DRILLS

Trigger Speed Control With Reversing Switch


Squeeze the trigger for the exact speed you need The further the trigger is depressed the faster the speed REVERSING lever located above trigger lets you change direction with a simple flick of trigger finger

HEAVY DUTY DRILL Model 0122-1 - 1/4" List \$105.00 Special **\$89⁹⁵**

HEAVY DUTY DRILL Model 0222-1 - 3/8" List \$109.00 Special **\$94⁹⁵**

MILWAUKEE HEAVY-DUTY BELT SANDER

Model 5900 3" Belt



- Powerful MILWAUKEE motor.
- Sturdy durable construction. excellent balance
- Superior tracking qualities simple positive adjustments
- Easy to change belt
- Positive brush stop prevents spring from damaging commutator
- High, out of way, cord position Heavy-duty strain relief.
- Easy access to switch and lock button
- Heavy-duty wear plate bar for long life.

**BEST HEAVY-DUTY PERFORMANCE SANDER AVAILABLE.
BELT DRIVE MINIMIZES GEAR MAINTENANCE.
NO OIL. EXCLUSIVE: ...FAST CONVERSION
TO DUST COLLECTION SYSTEM**

List \$245.00 SPECIAL **\$209⁹⁵**

MILWAUKEE HEAVY DUTY HOLE HAWGS

Model 1676-1, Rev. with Carrying Case
• Two Speed - 1200 & 300 RPM


Compact design for drilling between studs and joists Power and torque to handle up to 4-5/8" Selffeed Bits Models have triple reduction gearing, ball and roller bearings and weigh only 10 1/2 lbs



Reg. \$255.00

SPECIAL **\$219⁹⁵**

FRAMING NAILER Model N16CT



BOSTITCH TEXTRON

Bostitch Division of Textron Inc

Here's a multi-purpose tool for use wherever you now use hand-driven 8d, 10d, 12d, or 16d nails The Model N16 is a basic framing tool using 16d nails Yet with its capacity to drive a range of shorter nails, it can cover all rough-in applications Model N16 carries a load of 75 nails - 3 sticks of 25

List \$495.00

SPECIAL **\$350⁰⁰**

MODEL T36-1 SHEATHING/DECKING/FINISH STAPLER/NAILER

Powerful drive makes this tool a natural for putting down subflooring, applying plywood or composition board sheathing or similar jobs Model T36 drives 1/2" (12.7mm) wide crown, 16-gauge staples in leg lengths up to 2" (50.8mm) Contact trip on this tool helps speed up work Magazine capacity is three sticks of 50 staples each



List \$331.00

SPECIAL **\$265⁰⁰**



LITTON 19 PIECE 3/8" DRIVE SOCKET SET With Shop Organizer and Push Button Ratchet

List \$29.99

SPECIAL **\$19.95**

SPECIAL
ATTRACTION

CHAIN SAW SERVICE CLINIC

THURSDAY & FRIDAY MARCH 6 & 7

6:30 P.M.

SATURDAY, MARCH 8 - 10 A.M.

FEATURING:

- CHAIN SAW SAFETY
- SHARPENING INSTRUCTION
- OPERATION & MAINTENANCE

Conducted By A Representative of

ECHO Chain Saws and

OREGON Saw Chain Co.'s

SPECIAL **OREGON** SAW CHAIN SALE

DURING OPEN HOUSE WEEK ONLY

Buy 1 Replacement Chain for your Chain Saw, any make or model, and

Get the second replacement chain for **\$1.00!**
Be sure to bring your old chain along for correct size replacement.

**10% OFF ALL OTHER
CHAIN SAW ACCESSORIES**