

YOU'RE IN BARGAIN COUNTRY


FARMERSVILLE EQUIPMENT

INC.
R.D. 4, Ephrata, Penna.
717-354-4271



Rockwell Power Tools

MODEL 10 RADIAL SAW WITH STAND




- Packed with performance features**
- Big 3" depth of cut at 90° and 45° miter 2 1/4" at 45° bevel
 - Rips at 24" Crosscuts 12 1/4" HP
 - Powerful motor develops up to 2 1/2 HP
 - Massive cast iron track and column support for strength and accuracy that lasts
 - Automatic blade and spindle brake
 - Ball bearing carriage for smooth
 - Up front controls leaf guard for lower blade and removable safety switch provide maximum safety
 - Bevel index stops at 0° 45° 90° miter index stops at 0° and 45° left and right
 - 42 x 24 1/4" table provides stability
 - Dual shaft motor for maximum utilization of accessories
 - UL Listed

Model No 33-231
Reg \$444 99

Special
\$379.95

7/8 H.P. PROFESSIONAL ROUTER




- 100% Ball bearing construction
- Recessed On-Off switch
- Lightweight aluminum alloy housing
- Built-in cord strain reliever
- Micrometer depth adjustment for accuracy
- Non marring sub base
- Dual control knobs for ease of operation
- Includes 1/4" collet 3 wire cord wrenches
- 6' cord
- UL Listed

Model No 100 (4676)
Reg \$94 50

Special
\$74.95

DOUBLE INSULATED BALL BEARING ORBITAL SANDER



- 12,000 OPM sanding for fast swirl-free finish
- Ball bearing construction
 - Large front and rear handles for maximum control
 - Easy change paper clamps
 - Double insulated
 - Big 25 2/3 square inch pad
 - High impact housing
 - 6' cord
 - UL Listed

Model No 4420
Reg \$36 99

Special
\$29.95

PROFESSIONAL SPEED BLOC® FINISHING SANDER



- Double insulated for safety
- 100% ball bearing construction
- Offset sanding pad allows flush sanding on four sides
- Palm grip design for one hand operation
- Direct motor to pad design for durability
- Thumb actuated sliding power switch
- 6' cord
- Includes abrasive sheet
- UL Listed

Model No 330 (4480)
Reg. \$74 50

Special
\$66.95

3/8" PROFESSIONAL VARIABLE SPEED REVERSING DRILL



- A professional quality drill with a versatile 3/8" chuck
- Powerful 4.0 Amp motor develops 45 H P
 - 0-1000 variable speed reversing with full power in reverse
 - Heavy duty industrial rated chuck for positive drill bit retention
 - Positive stop brush system prevents motor damage due to worn brushes
 - Double insulated for safety
 - All ball and needle bearing construction for smooth operation accuracy and maximum efficiency
 - UL Listed

Model No 621
Reg \$89 50

Special
\$74.95

7/4" 1 1/4 H.P. CIRCULAR SAW



- Powerful 9.0 amp motor
- Ball bearing construction
- Full wrap around base for extra support on large pieces of work
- Double insulated for safety
- Angle adjustment scale
- 6' cord and cord strain reliever
- Combination blade and blade wrench included
- UL Listed

Model No 4511
Reg \$44 99

Special
\$36.95

MODEL 14 BAND SAW No. 28-230


Includes Band Saw with enclosed steel stand Belt Guard No 62 227 motor and switch (mounted and wired in stand) Dimensions Width 25" Depth 17 1/2" Height 65 1/2" Table Size 14" x 14" Blade Length 93 1/2" Speed 3000 FPM with standard pulleys and optional 1725 RPM Motor Capacities Frame to Blade 13 3/4" Thickness of Cut 6 1/4"

- Upper and lower guides adjust independently to micrometer accuracy
- Aluminum wheels
- Cuts stock up to 6 1/4" thick
- 14" x 14" table tilts 45° to right and 10° to left for bevel cutting
- Direct reading blade tension scale
- Table grooved for miter gauge, machined for rip fence

Reg \$630 50

Special
\$549.95

8 1/4" PROFESSIONAL TOP HANDLE BUILDERS CIRCULAR SAW




- Big 2 15/16" cutting capacity
- Perfectly balanced rear supported top handle design
- External gear lubricator for easy maintenance
- Offset motor housing allows use of guideboard
- Glass filled polyester components provide strength and rigidity for long life
- Double insulated for safety
- UL Listed

Model No 368-1
13 Amps
Reg \$144 50

Special
\$109.95

7 1/4" PROFESSIONAL TOP HANDLE BUILDERS CIRCULAR SAW



- Perfectly balanced rear supported top handle design
- Heavy duty wrap-around machined aluminum base for solid support
- External gear lubricator for easy maintenance
- Single sight line to follow for any cut — straight or bevel
- Positive shut off brush system prevents motor damage due to worn brushes
- Double insulated for safety
- UL Listed

Model No 315 1
12 Amps
Reg \$129 50

Special
\$99.50

1/2" COMMERCIAL DUTY ADJUSTABLE VARIABLE SPEED REVERSING DRILL



- Our most powerful "Home-use" drill
- Big 1/2" capacity in steel 3/4" in wood
 - Powerful 3.0 amp motor develops 38 H P
 - Double reduction cut steel gears
 - Preset and lock speeds from 0-750 RPM
 - Ball bearing construction
 - Auxiliary side handle provides extra control — mounts on left or right side
 - High impact housing
 - Complete with auxiliary side handle chuck key holder and 6' cord
 - UL Listed

Model No 4276
Reg \$54 99

Special
\$45.95

3/8" COMMERCIAL DUTY ADJUSTABLE VARIABLE SPEED REVERSING DRILL



- Extra torque for those tough jobs
- Powerful 3.0 amp motor develops 38 H P
 - Cut steel gears
 - Reversing switch removes screws frees jammed bits
 - Preset and lock speeds from 0-1000 RPM
 - Ball bearing construction
 - Drill wood metal masonry even glass
 - High impact housing
 - Complete with chuck key holder and 6' cord
 - UL Listed

Model No 4176
Reg \$44 99

Special
\$36.95

1/2" SINGLE SPEED DRILL



- For drilling hard materials up to 1/2" in metal 1" in wood
- Powerful 2.8 amp motor develops 25 H P
 - Auxiliary side handle for extra control in tough drilling — can be mounted on left or right
 - Double reduction gears for maximum torque under heavy load
 - Precision ball thrust bearings for durability
 - High impact housing
 - Complete with auxiliary side handle chuck key holder and 6' cord
 - UL Listed

Model No 4201
Reg \$36 99

Special
\$29.95

3/8" SINGLE SPEED DRILL



- Excellent general purpose drill
- Double reduction gears and ball thrust bearings for durability
 - Powerful 2.4 amp motor develops 25 H P
 - Double insulated — does not require grounding
 - High impact housing
 - Can be used with popular accessories for sanding buffing polishing
 - Complete with chuck key and holder and 6' cord
 - UL Listed

Model No 4101
Reg \$24 99

Special
\$18.95