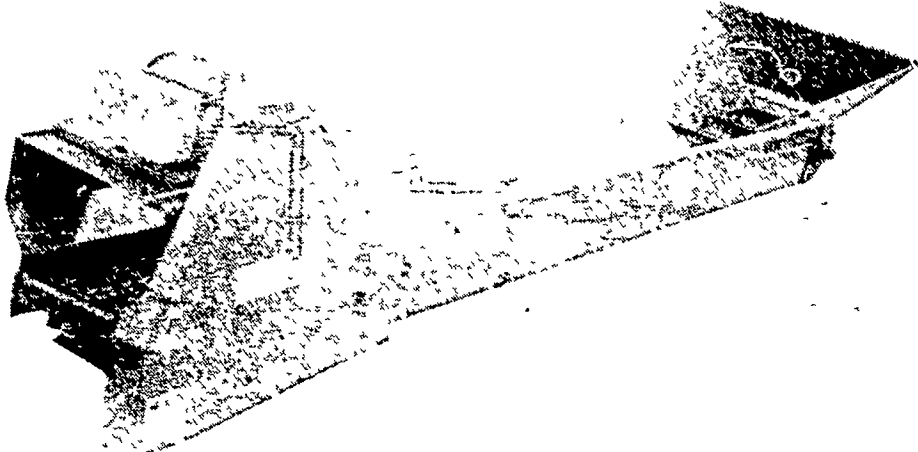


Fill your needs with BONITA high capacity heavy duty single chain feed conveyors



BONITA feed conveyors are built for endurance and convenience

SUPER-TOUGH CONSTRUCTION MEANS TOP PERFORMANCE YEAR AFTER YEAR! Bonita single chain feed conveyors offer capacity and endurance to spare. Their extra wide 10 1/4" troughs combine with rugged 16 gauge steel frame, even heavier gauge head and base sections and special reinforcements at points of greatest stress to withstand heaviest service.

And check these additional strong points

- heavy-duty roller chain final drive stage
- self-cleaning base section...avoids stoppage due to pockets of frozen material
- sealed ball bearings on large 1-1/8" dia. head and foot shafts
- special sprockets with relief at tooth roots to help prevent buildup of materials
- totally enclosed chain return for maximum safety, also eliminates feed carryover
- easy parts replacement with all bolted construction
- low operating, maintenance costs
- conveying lengths up to 44 feet

The new Weaverline Series 300 battery-powered Feed Transport - Cart!

CHECK THESE ADVANCED - ENGINEERING FEATURES



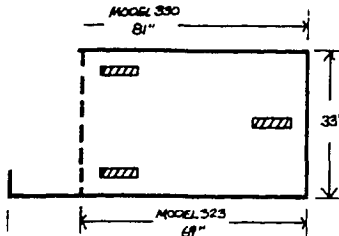

PROVEN UNLOADING-DRIVE LINKAGE
Smooth running roller-chain and belt-drive combination provides 6 conveyor speeds plus individual on-and-off control of upper and lower sets of augers



CONTROLLED UNLOADING
Apron conveyor and two pairs of augers can be controlled individually. Upper augers prevent bridging. Lower augers and conveyor control discharge flow



CONVENIENT POWER PACK
Weaverline 4-unit battery pack provides plenty of transport and unloading power. Batteries roll out either side of quick servicing. To charge just plug into charging receptacle from any 115 volt AC power source



TWO MODELS
For maximum capacity the larger Model 330 measures 81 inches long, 33 inches wide and holds 30 bushels. For tight corners the compact Model 323 69 inches long and 33 inches wide holds 24 bushels. Tricycle running gear makes both units easy to turn—easy to guide

For mechanized dairy feeding!

Cut your labor costs with this modern Weaverline material handling system. Built to stand up to years of heavy loads, Weaverline Series 300 feed transport carts are designed with larger discharge augers, more auger clearance, extra heavy steel bottoms, stronger conveyor shafts and heavy-duty bumper guard shields. For a dairy feeding system that demands minimum maintenance and service, specify Weaverline. See these new Series 300 transport carts at your dealer. Or write Weaverline Corporation, Churchtown, Pennsylvania 17510. Telephone (215) 445-6724.



RELAX...
Ritchie.
WATERS 'EM RIGHT™

WATER THAT WON'T QUIT

Ritchie Fountains deliver. Even in the dead of winter they are out there working. You're not.

Weatherproof. You bet they are. Heating systems and efficient insulation keep water ice-free...just set the Watt Watcher™ thermostat for minimal energy use. Big-throated, non-stick plastic valves keep water gushing in. Each of your cows get all the water they need to promote peak production.

Ritchie Fountains are tough, too. Quality-built with rugged heavy galvanized steel and CD-50™ epoxy finish to stand up to weather and barnlot abuse.



Why take chances on anything less than a red and yellow Ritchie Fountain? Call your Ritchie dealer for water that won't quit

THE BEST AND LARGEST LINE OF SPECIALISTS AVAILABLE ANYWHERE

- **MANURE HANDLING** •
 - AGROMATIC Hydraulic Transfer Pump
 - H.D. Chain Barn Cleaners
 - AGROMATIC Cable Barn Cleaners
 - FEED EASY Vacuum Tanks
 - FEED EASY 1500 thru 3000 gal. Liquid Manure Tanks
 - FEED EASY Agitator/Filler Pumps
- **POWER FEEDING** •
 - WEAVERLINE Powered Silage Carts
 - ROTO-FEEDERS (Lazy-Susan)
 - AGROMATIC 9" & 12" Auger Feeders
 - S.S. Shaker Feeders
- **SELF-FEEDING** •
 - MULTI-MATIC Concentrate Feeders
 - IDEAL Round Cattle Feeders
 - IDEAL Hog Feeders
 - Fiberglass Push Silage Cart
 - Mineral & Salt Feeders
 - CIRCLE Bulk Storage Bins 3 to 50 Ton
- **SILAGE & GRAIN HANDLING** •
 - FEED EASY Double Auger Silo Unloaders
 - Silage Conveyors
 - FEED EASY (TMR) Mixer-Feeder Wagons
 - Supplement Meters
 - Roller Mills
 - Dump Scales
- **BARN EQUIPMENT** •
 - Water Bowls
 - Cow Mats
 - Free Stalls
 - Comfort Stalls
 - Hoof Trimming Stalls
 - Ventilation Systems (Exhaust & Tube)
 - Kozy-Komfort Calf Stalls
- **MY-D HAN-D** •
 - Head Gates
 - Squeeze Chutes
 - Portable Corrals
- **LIVESTOCK WATERERS** •
 - RITCHIE Cattle Waterers
 - RITCHIE Hog Waterers
 - IDEAL Stock Tanks
 - RITCHIE HogFount-S S. Construction
- **ELECTRIC POWER PLANTS** •
(550 to 150,000 Watts)
 - KATOLIGHT PTO Alternators
 - Engine Driven Portable & Automatic
- **HAY HANDLING** •
 - GRAVES Bale Elevators
 - GRAVES 3 Pt. Bases w/Forks
 - GRAVES Speed Wagons
 - Slant Bar Hay Feeders
- **SPECIALTIES** •
 - KEMLITE Glasbord
 - IDEAL Farrowing Crates
 - IDEAL Tubular Gates
 - Livestock Scales
 - Pressure Washers
 - Ornamental Windmills

**SEE ON DISPLAY AT
FARM MACHINERY EXPO**

RYDER SUPPLY CO. 2/23
P.O. Box 219, R.R. 8 (Falling Spring Rd.)
Chambersburg, Pa. 17201 PH 717-263-9111

NAME _____

ADDRESS _____

PHONE _____

Please have a Ryder rep. phone me
 Send Literature Checked Above

SEE US AT THE PA FARM MACHINERY EXPO
FEB. 28 - MARCH 1
Booths 326-341

**RYDER SUPPLY
CO.**

Phone: 717/263-9111
R.R. 8, P.O. Box 219
Chambersburg, Pennsylvania 17201