

MID WINTER DISCOUNT SALE



FREE ACCESS COW STALLS

By JAMESWAY

- ★ Modern Comfort-Curve Design for Better Milk Production.
- ★ Hot-Dip Galvanized Protection Inside & Out for Long Life.
- ★ Attractive, Streamlined Appearance for Showing Cattle to Advantage.
- ★ Fast, Easy Installation without Concrete Work.
- ★ Neck-Rail Cross-Bracing for Extra Sturdiness.



Meet the new **VOLUMATIC® III** silage distributor-unloader from Jamesway®



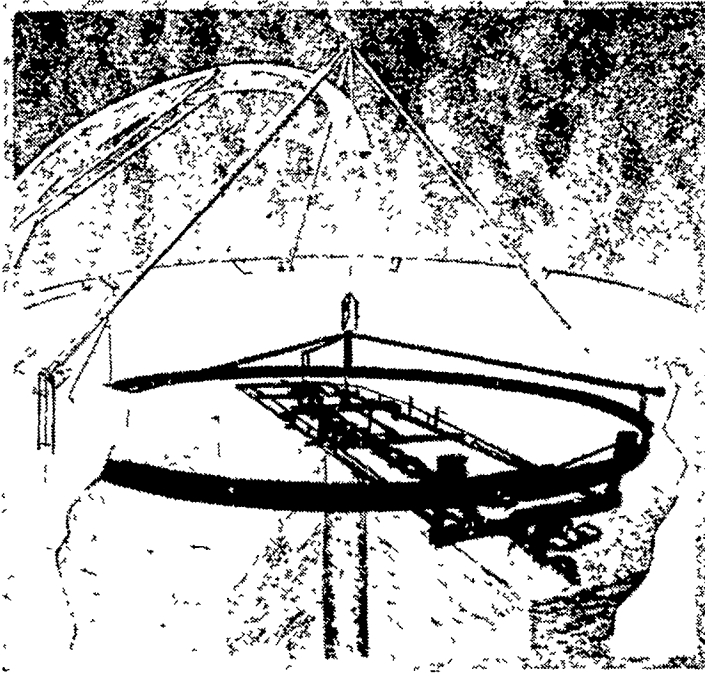
THE BEST KEEPS GETTING BETTER

The Volumatic III silage distributor-unloader is designed for day-after-day dependability. So neither you nor your cows will have to miss a meal again.


★ NEW 12' to 24' VOLUMATIC II UNLOADER IN STOCK

BIG JIM® Silage Distributor - Unloader


No More Climbing To Top To Change Over -
ALL DONE FROM BOTTOM OF SILO



- Lowest Cost Storage per ton
- Best Distribution and Compaction
- Automatic Raising for Fast filling
- Quick Change over from Fill to Feed
- Big Volume Feed Delivery
- Profitable Return on Investment
- And a Clean Silo Chute



RED BARN RUBBER COW MATS




SIZES AVAILABLE

- | | |
|-----------|-----------|
| 38" x 64" | 48" x 72" |
| 42" x 60" | 60" x 72" |

REPLACEMENT CHAINS

Strength For Years of Service
This rugged reversible forged link chain with high tensile strength fits many cleaners now on the market



WILL REPLACE ALL MAKES OF CHAINS



NEW BUTLER WATER CUP

- DURABLE CONSTRUCTION**
- Quality Cast Iron Construction
 - Rust Resistant Baked Porcelain Enamel Finish
 - Nose Plate Stopper For Added Durability
 - Easy Clean Design
 - Cup is Frost Resistant No Cast Iron Parts Are Under Water Pressure
 - Water Connection From Above Or Below
 - Non-Siphon Design Meets Public Health Specifications
 - Brass Valve Has Built In Filter
 - Valve Adapts To Existing Water Pressure
 - Valve Can Be Disconnected Without Removing Bowl From Support



CUSTOM BUILT AIRLITE WINDOWS

- Choice of 6-lite & 3 lite
 - Hot-Dip Galvanized finish
- The 6-lite model provides nine square feet of glass area and the 3-lite model provides 4½ square feet
- Weep holes in the lower sash frame drain moisture to the outside of the building

★ USED JAMESWAY UNLOADER ★ USED PATZ BARN CLEANER



• But don't take our word for it - Ask a neighbor who owns Jamesway.

★ INQUIRE WITH US FOR SILO PRICES

HENRY S. LAPP

Box 175 R.D. 1 (Cains) Gap, PA 17527

YOU CAN COUNT ON US

STOP IN TODAY FOR FREE CATALOG

PHONE (717) 442-8134