

# LET US BE YOUR FALL HARVESTING AND TILLAGE EQUIPMENT HEADQUARTERS

## Over 30 Different Sizes of Disk Harrows in Stock

• ATHENS • AMCO • DUNHAM • PITTSBURGH

### NEW & USED TRACTORS & EQUIPMENT SPECIALS

Notice: This List Changes Weekly. Check For New Additions.


CASH & CARRY

CONVENIENT FINANCING PLANS AVAILABLE

**NEW EQUIPMENT**  
• TRACTORS • DRYERS  
• HARVESTERS • AUGERS

Moridge Grain Dryer, Model 400 w/swinging hopper, grain regulator and grain cleaner, PTO drive <b>\$6794</b>	Gehl heavy duty 6 ton wagon w/extendable hitch and 6" rims <b>450</b>	Ford LTD Station Wagon, 1977 model, air, cruise control, excellent rubber, air shocks, hitch frame, needs a little fender work <b>2100</b>
(New) Rhino 60", 3 pt hitch, H D rotary cutter w/stump jumper <b>570</b>	Case 584 4000 pound fork lift w/torque converter power shuttle, forward & reverse diesel engine, less than 600 hrs Never sold out new excellent condition <b>12,500</b>	IH Model 56 Blower <b>585</b>
(New) Rhino H D 84", 3 pt hitch rotary cutter w/stump jumper <b>1270</b>	970 Case diesel tractor w/18 4x38 rear tires, power shift trans, leftover with some new warranty <b>15,800</b>	Case 530 gas w/hydrostatic, PS, Draft-o-Matic, 3 pt hitch, w/dual range trans <b>3900</b>
(New) Bush Hog Model 207R, 3 pt hitch, 7 ft rotary cutter w/stump jumper <b>1180</b>	New Speed King heavy duty bale and corn elevator, 46' long <b>1 only at 1625</b>	(New) York rake, 4 ft wide, pull type for behind your compact tractor, w/adjustable trail hitch <b>288</b>
Case 1570 diesel Tractor, cab, air, heater, like new, w/1 yr engine warranty, 180 HP, front and weights, 20 8x38 rear tires, p shift, deluxe swivel seat, less than 300 hrs <b>26,900</b>	Rhino Model 900 heavy duty 3 pt scraper blade w/8 ft moldboard, swivel 360°, can be used on up to 115 HP <b>870</b>	Hay Rake tires, 4 00x36 w/tubes <b>98.00 In Stock</b>
<b>Notice!</b>		
Help us to eliminate those empty hauls when picking up or delivering equipment With advance notice we have reasonable rates from Pennsylvania to, or along the way, Wisconsin, Tennessee, New Jersey, Maryland, Delaware, Virginia, New York, Kansas With flat trailer, sides, also drop deck for machinery		
New CASE 970D Tractor Std Shift, w/23 1x30 deep lug tires, new warranty <b>only 14,900</b>	New Case 1845 diesel unloader, 45 HP, flotation tires, self leveling loader	(New) Bush Hog Model 206R, 3 pt hitch, 6 ft rotary cutter w/stump jumper <b>930</b>
CASE 1270D Tractor, No Cab, P S, 18 4x38 rear tires, new warranty <b>21,900</b>	New Gehl 16 HP compact skid loader, Model 360, In Stock	New Donohue 7x28 Implement Carrier, axle <b>1 only 1730</b>
Gehl 12 ton heavy duty tandem axle wagon w/extendable hitch, knocked down w/8x15 rims <b>950</b>	Baler Twine, 10,000 ft <b>13.75 per bale</b>	Used Brady 12 ft Field Cultivator <b>825</b>
w/10x15 rims <b>975</b>	Baler Twine, 9,000 ft <b>14.25 per bale</b>	(2) 12x36 power adjust Rims <b>ea. 58.00</b>
Imco 3 pt hitch, potato plow <b>97.25</b>	New Rhino Model 3500, 3 pt hitch blade w/14 ft heavy duty moldboard, angle and tilt hydraulics and tail wheel, built to harness up to 300 HP tractors In Stock, come take a look Ideal for waterway construction and other excavating such as strip mining, etc	New 3 pt hitch Bale Carriers, 1500 lb capacity, in stock <b>260</b>
Ford 12 ft Transport Disk Harrow <b>1585</b>	McCurdy Model 230 Gravity Bin, Mtd on McCurdy 8 ton wagon, with 8 25x15 12 ply truck tires and split rim <b>1125</b>	John Deere 20 hole grain drill <b>985</b>
970D Tractor, no cab, PS, 18 4x38 rear tires, 900 hrs, 1976 Model <b>11,900</b>	<b>FORAGE BOX AND RUNNING GEAR UNITS</b> Set up, In Stock, Ready to Go	
Rims to fit 8N Ford Tractor or similar, Models in Stock - 10x28 - 9x28 <b>ea 63 50</b>	Model 640, 4x14, 10 ton gear, 12 5x15, 8 ply tires <b>3517</b>	Landoll 7 shank Soil Master, high clearance 3 1/2 ton tandem axle Tractor w/ramps, ideal for hauling skid loaders <b>1285</b>
New Gehl Model 250 Manure Spreader w/Gratz chain, liquid end gate & top beater <b>3532</b>	Model 640, 4x16, 10 ton gear, 11x15 tires <b>3524</b>	2 1/2 ton tandem axle skid loader trailer, inspected <b>885</b>
Case 1070D with cab, air heater, P S, 20 8x38 rear tires, 900 hours <b>17,900</b>	Model 920, 4x16, 10 ton gear, 12 5x15 tires <b>4193.47</b>	Case 10 tooth high clearance 3 bar chisel Plow w/gauge wheels, curved shovels <b>1695</b>
New Athens 7 tooth 3 bar high clearance chisel Plow w/gauge wheels, curved shovels <b>1150</b>	Model 920, 6x16, 3 beater, 10 ton gear, 12 5x15 tires <b>4429</b>	Pittsburg 3 pt 18 blade Disk Harrow, 5 ft wide <b>412</b>
New Gehl Model 180 bushel Manure Spreader w/Gratz chain, top beater attachment <b>2726</b>	Model 920, 6x16, 3 beater, 12 ton tandem, 12 5x15 tires <b>5175</b>	Pittsburg 3 pt hitch 7 ft Disk Harrow <b>482</b>
New AMCO double offset tandem 18 ft Disk Harrow, 22x 1/4 heavy duty blades, set up ready to roll, weight 7300 lbs <b>7421</b>	<b>KELVINATOR APPLIANCE CLEARANCE</b> Electric Range, White, Model RC35LW, List \$354.95 <b>Sale 249</b>	
Plastic Baler Twine for Round Balers 10,000 ft per roll <b>11.30</b>	<b>SPEED KING AUGERS</b> with Motor Mount or PTO, Set Up, Ready to Go	
Case 1830 Unloader <b>6200</b>	6"x53", PTO, List \$1917.87 <b>1577</b>	Ezee Flow 3 pt Model 106 Fertilizer Spreader, 700 lb capacity, in stock <b>525</b>
Case 1030 Comfort King diesel Tractor, WFE w/16 9x38 rear tires, good cond <b>6900</b>	8"x34", PTO, List \$1851.88 <b>1516.50</b>	Ezee Flow Rake similar to New Idea w/steel teeth, jack stand included <b>1453</b>
New Case 1070 Diesel Tractor w/cab, air, heater, P S, 20 8x38 rear tires, weight frame w/10 weights <b>1 only 19,900</b>	8"x34", Elec Motor Mount, List \$1791.03 <b>1472.17</b>	Darf 5 wheel Rake, 40" wheels, Teben deep til 5 shank sub soiler, heavy duty, w/spring reset for rocks <b>3200</b>
	8"x41", Elec Motor Mount, List \$2015.27 <b>1638.03</b>	New Rhino Athens Model 100 blade w/5 ft moldboard w/other 10 angle adjustments <b>227</b>
	8"x41", PTO Drive, List \$2074.57 <b>1680.67</b>	3 pt hitch double blade Box Scraper <b>180</b>
	8"x46", PTO, List \$2399.47 <b>1971.85</b>	Ford 9N Tractor <b>1185</b>
	8"x46", Elec Motor Mount, List \$2338.13 <b>1877.17</b>	Athens Model 131, 9'6" wide Disk Harrow, rock flex heavy duty transport <b>2385</b>
	8"x53", PTO Drive, List \$2584.27 <b>2059.89</b>	Gehl Model 87 Hi Throw Blower, good cond <b>525</b>
	8"x53", Elec Motor Mount, List \$2522.92 <b>2015.20</b>	2 row Mtd Cultivator to fit Case 430 Tractor <b>85</b>
	<b>BEHLEN CORN CRIBS</b>	
	EXL 15 Model, 1685 Bu <b>865</b>	Oliver 1600 gas tricycle tractor w/over under shift <b>3900</b>
	EL 10 Model, 1205 Bu <b>760</b>	New 36' bale & corn elevator, motor mount and 10' foldup corn drag attachment <b>1980</b>
	New Gehl Model 100 Mix All Grinder Mixer, Hydraulic	New 41' bale & corn elevator, motor mount and 10' foldup corn drag attachment <b>2055</b>

### AMCO - The Disk Harrow YOU NEED!




#### MODEL F-15 FEATURES:


- Double offset tandem means overlapping front gangs, no ridging
  - Rock Flex spring hangers
  - Narrow transport width and height
- MODELS IN STOCK — SETUP & READY TO GO!**
- \* 18 ft Wing Model with smooth 22" x 1/4" thick blades with covers, disks setup with flotation tires, hoses to tractor
  - \* 19 1/2 ft Wing Model, cutout front, smooth rear blades, 22" x 1/4" thick, setup with flotation tires, hoses to tractor, setup, Ready To Go!

### SPECIAL OF THE WEEK

**GEHL BALER \$5985.**



### JUST ARRIVED New GEHL MODEL 750 HARVESTER



Also Model 1200 Heavy Duty In Stock



## BINKLEY & HURST BROS.

133 Rothsville Station Rd., Lititz, PA. 17543 Ph: (717) 626-4705  
Business Hours: Mon. - Fri. 7 AM to 5 PM; Sat. 7 AM to 11:30