


# RUGGED STEEL BALE WAGON


**CHECK THESE FEATURES AGAINST ANY OTHER BALE WAGON — YOU'LL FIND OURS IS THE BEST!**

- .... Eight foot wide inside by Eighteen feet long.
- .... Rugged square steel tubing.
- .... Fold down front gate w/diamond plate platform.
- .... Swing-out tailgate.
- .... Unload from side, front or rear.
- .... Solid oak floor.
- .... Eight ton running gear w/universal bearings.
- .... With New 9.5Lx15 tires.
- .... Backed by Hooper Parts and Service.




**CALL FOR PRICE**

TOLL FREE IN AREA CODES 215 and 717  
**800-732-0017**



**IH F1466D w/Cab, 1971, 20.8x38 Tires.**



**DEERE 110 Disk 36 Blades, Like New.**




**LONG - 560 Diesel 4 Wheel Drive, 450 Hours.**

**PARTS DEPT. - Call Us, We Probably Have It!**


## MOWER ACCESSORY SPECIALS!



**MA 22837 - 7 Ft. Knife**  
List \$49.30 - SPECIAL **\$35.00**



**M 22831 Section**  
List 45¢ each  
Special **37¢ each**



**MC 2041Z Guard**  
List \$3.24 - SPECIAL **\$2.84**



### TRACTORS

- |                              |                                   |
|------------------------------|-----------------------------------|
| Deere 4020 Diesel            | IH F460 gas                       |
| Case 1200 4 WD w/front blade | AC 5040D                          |
| IH Farmall H                 | IH 444 gas                        |
| Satoh S650                   | Massey Ferguson 175               |
| David Brown 990 w/loader     | Farmall 966D                      |
| IH F1066D w/cab              | Farmall 806D                      |
| IH F504 gas w/mower          | IH Farmall Super A w/sickle mower |
| IH 4166 4 WD w/3 pt. hitch   | IH Farmall A w/plow & cult.       |
| IH F756D                     | Deere 3020 Gas                    |
| IH 4120 skid loader          | F706D-310 Engine                  |
| IH Farmall A w/loader        | Farmall 706D w/310 Engine         |
| IH 1454 gas                  |                                   |

### DISK HARROWS

- |                  |                       |
|------------------|-----------------------|
| IH 370 36 blades | Bush Hog 20 ft. wings |
| IH 350 32 blades | IH 470 11'6"          |
| Kewanee 12 ft.   | Miller 12' Offset     |
| IH 370 12 ft.    |                       |

### GRAIN DRILLS

- |                                |                                             |
|--------------------------------|---------------------------------------------|
| Deere 16x7 single disk openers | IH 510 21x7 combination double disk openers |
| IH #10 16x7                    |                                             |

### CORN PLANTERS

- |                           |                       |
|---------------------------|-----------------------|
| IH 400 cyclo 8 row narrow | IH 455 4 row wide     |
| IH 400 cyclo 4 row wide   | Deere 1300 4 row wide |
| IH 400 cyclo 6 row narrow |                       |

### PLOWS & TILLAGE

- |                                   |                                       |
|-----------------------------------|---------------------------------------|
| IH 540 4F-16"                     | Sunflower SC-16 chisel, 16" wing-fold |
| IH 3F-14" trailing                | Oliver 4F-16"                         |
| Brillion 7 shank sub-soiler       | IH 700 5F-16" Auto mounted            |
| IH 45 vibra shank 10 ft., mounted |                                       |

ALL NEW & USED PRODUCTS BACKED BY  
**HOOBER PARTS & SERVICE**

**RADIO CONTROLLED TRUCKS FOR BETTER SERVICE**  
**C. B. HOOBER & SON INC.**  
INTERCOURSE, PENNA. (717) 768-8231 AUTHORIZED UPS STATION

