


FARMERSVILLE EQUIPMENT - YOUR SINGLE SOURCE FOR THE MOST COMPLETE LINE OF TRUCK BODIES AND CONVERSION HOISTS - Omaha Standard


Steel and Wood Livestock and Grain Bodies

One piece, roll-formed steel sides, solid or vented with built-in tarp rails, available in 28", 40" and 52" heights. Hardwood sides available in 40" and 48" heights. Toughest platform on the market - laminated wood, smooth steel or tread plate
 Easy-conversion hardwood upper racks with greater flex and life



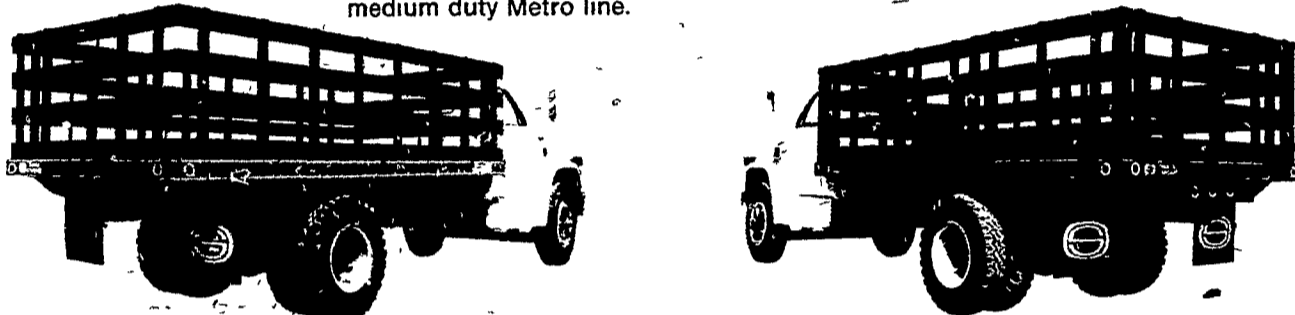
Contractor Bodies

Rugged, all-steel 14" sides and 42" standard bulk-head with window. Three-way express tail gate Available for standard or Metro line of platforms



Steel and Wood City Stake Bodies

Heavy gauge, roll-formed steel slats or hardwood slats with steel stakes. Both offer lift-out end racks, curbside swing-out sections and sure-close hinges Available in standard heavy-duty platform or medium duty Metro line.



Tool Box

Watertight, locking box All-steel construction available in two sizes.




Mini-Stake Bodies

Especially designed for the popular, energy-saving small pickup, the mini-stake features clear finished, all hardwood racks and flooring.



Stakeless Bodies


Heavy gauge steel sides with deep corrugations for maximum strength Standard 3-piece, full-opening rear door with swing-out header. For real "grain power", this is the strongest stakeless body built




Omaha Standard Hoists Include These Quality Features



Body Prop



Pump, Reservoir, Control Valve and Guard




Inside Cab Control




Stainless Steel Cylinders

Omaha Standard

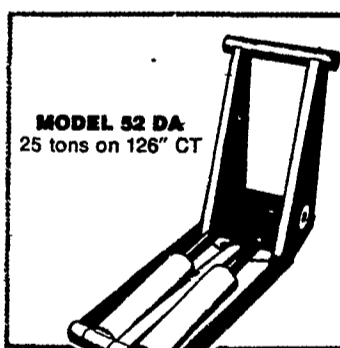
Introduces Three NEW "Stretched" Hoists



MODEL 51 DA
16 tons on 102" CA



MODEL 61 DA
20 tons on 120" CA



MODEL 52 DA
25 tons on 126" CT

MODEL 51 DA SPECIFICATIONS

- Longer reach*
- 5" cylinder, 22" stroke
- 2" chrome plated rod
- 12" mounting height
- Double-acting
- Standard 4-piston pump
- Optional electric pump
- 12' to 16' bodies
- 84" to 120" CA trucks
- Approx weight=550 lbs
- 10 to 25 ton capacity
- TBEA Class "D"

MODEL 61 DA SPECIFICATIONS

- Longer reach*
- 6" cylinder, 22" stroke
- 2 1/2" chrome plated rod
- 12" mounting height
- Double-acting
- 8-piston pump
- 13'6" to 18' bodies
- 102" to 138" CA trucks
- Approx weight=615 lbs
- 12 to 26 ton capacity
- TBEA Class "E"

MODEL 52 DA SPECIFICATIONS

- Longer reach*
- Twin 5" cylinders, 22" stroke
- 2" chrome plated rods
- 12 1/2" mounting height
- Double-acting
- 8-piston pump
- 14' to 20' bodies
- 114" to 162" CA trucks
- 102" to 150" CT trucks
- Approx weight=740 lbs
- 14 to 31 ton capacity
- TBEA Class "G"

FARMERSVILLE EQUIPMENT INC.

RD4, EPHRATA, PA.

717-354-4271

HOURS: MON., TUES., WED., FRI. - 7:30-5:30
 THURSDAY TILL 9:00 P.M., SATURDAY TILL 3:00 P.M.

